



The Needle Knows

Dallas Needlework and Textile Guild
South Central Region

<http://www.DNTG.org>



From the President

Happy New Year!!!

This holiday season has been a good opportunity for my family and me to count our blessings. 2025 came with many challenges in our lives with my mom's health, my daughter Isa having back surgery and my husband's being misdiagnosed with an aggressive cancer. But we can also count our blessings with my daughter Ines and Tom's wedding, our family coming to visit and supporting us in many ways, being able to go to Guatemala many times this year, and reaching the end of the year in good health and united as a family. I'm pretty sure that all of us went through ups and downs during 2025, but also had many blessings, and that's what I am focusing at the end of the year, on every day miracles that happen and sometimes we just take them for granted, all the good friends and family members we can count on, and to be grateful for our lives. I am very excited to pass the page and begin a new year with bright new enthusiasm and goals for 2026.

We have Retreat coming in few weeks, January 21-26. Please feel free get in touch with The Queens if you have questions. Be prepared to have a lot of fun and many hours of stitching, chatting and visiting friends. If you want to learn beading, Retreat will be a great opportunity to learn. Bring your 50th Anniversary beaded kits or any other project, Page and Michelle will be ready to help you master the technique! I wish you all the best for this coming year!!



Calendar

December 2025 January 2026

January

- 1 NO-SEW DAY**
- 8 Board Meeting at 9:00 am**
General Meeting at 10:00
Souper Bowl Luncheon
My Experience with EGA by
Karen Hamilton
- 12 Plano Satellite**
- 15 Sew Day**
- 21-25 DNTG 32nd Annual ReTreat**
- 22 NO-SEW DAY**
- 26 Plano Satellite**
- 29 Sew Day**

Newsletter highlights

Outreach – Zoo project
Programs – February is MAGIC time.
Arrangements – Souperbowl Luncheon
It's Retreat time!!

The Church of the Holy Communion

17405 Muirfield Drive, Dallas, TX 75287

Sew Days: Thursdays 10 am to 2 pm. Bring lunch.
General Meetings: Second Thursday of the month,
Coffee at 9:30 am, **Meeting** at 10:00 am

From Our Vice President

I act as a liaison between DN&TG members and the Chapter's Board. Please feel free to contact me if you have **questions, concerns, and suggestions** related to our guild and I will bring the issue to the Board for resolution.

Michelle Kocurek

Directory

This year DNTG is putting together a photo directory to help new members recognize the people they meet at meetings and sew days. We'd love for everyone to participate. If your picture is not on the directory yet, please email a passport type photo/selfie to the membership chair, Paige Guillory.

The photo directory will be posted on the Members Only section of the website. Thank you for your participation in this new initiative.

Lisa Miller

Plano Satellite

The Plano Satellite group meets on the **second and fourth Mondays** most months at 7:00 p.m. at:

United Methodist Church
6601 Custer Road in Plano, **Room B1** (basement)

Robin Caraway
(214) 803-8516

Technology



Join Dallas Needlework (DNTG) Group Facebook Page!

You can scan this QR code to join.



Visit our website www.dntg.org for information about workshops, education classes, photos, calendar, membership information, directory, and newsletter.



www.egascr.org



www.egaus.org

Michelle Kocurek
Technology

Membership

This year you will receive an email from EGA when it's time to renew your EGA/DNTG membership.

- If you are a visitor and would like to join DNTG, simply click on the following link <https://egausa.org/product/dallas-needlework-textile-guild-chapter>
- **If you are a plural member**, you'll need to fill out the form on the DNTG website to renew your membership with our chapter. https://www.dntg.org/_files/ugd/51c461_80b79f3be07540f091163abc3a275618.pdf

Lisa Miller
Membership

Dallas Needlework and Textile Guild 2025-2026 Master Calendar

December 11, 2025	GENERAL MEETING – HOLYDAY PARTY
January 8, 2026	BOARD MEETING AT 9:00 am and GENERAL MEETING
January 21-25, 2026	DNTG 32nd ANNUAL RETREAT at Tanglewood Resort 290 Tanglewood Circle, Pottsboro, TX 75076
February 12, 2026	GENERAL MEETING – Magic Reveal and scissor case/fob finishing with tassel making
March 5, 2026	BOARD MEETING – Slate of Officers
March 12, 2026	GENERAL MEETING – Review Officers proposal and ort bowl finishing
March 23-24, 2026	WORKSHOP – Needle Lace by Carolyn Wetzer
April 9, 2026	GENERAL MEETING – Election of Officers BIRTHDAY CELEBRATION and needlebook finishing
April 2026	BUDGET REVIEW
May 7, 2026	BOARD MEETING – Budget Review
May 14, 2026	GENERAL MEETING – Installation of Officers ANNUAL LUNCHEON
June 4, 2026	BOARD MEETING – Officers Turnover
August 12-15, 2026	SCR REGION SEMINAR, Stich on a Star, Dallas, TX
October 9-14, 2026	EGA NATIONAL SEMINAR, Wish upon a Stitch, Orlando, FL

Programs

The January program will be a brief overview of what EGA provides to Members. This includes classes, lectures, and general information.

MAGIC information is near the bottom of the newsletter

Jo Ann Jackson

Outreach

It took 35 DNTG members stitching nearly 3,500 hours to complete 17 cross stitch designs for the Dallas Zoo's "Protecting the Twelve" conservation program. But it was worth it to see the awe and appreciation from the Dallas Zoo CEO and board members.

On Saturday, December 6th, Elena Andrade presented the zoo animal pieces to Lisa New, CEO/President of the Dallas Zoo. DNTG members worked for three years to complete this project to give something back to the Dallas community in honor of our 50th anniversary. Everyone at the meeting loved the stitched pieces and had nothing but wonderful things to say about DNTG's contribution to the zoo. Lisa New is excited to find a location to display the pieces so all zoo visitors can enjoy the artwork.

Thank you to everyone who participated in this long-term project. All of your hard work was appreciated and the Dallas Zoo was grateful to receive this large donation from our organization.

Paige Guillory

Regional Representative

It is not too late to sign up SCR's regional seminar. It is being held in Dallas at the Hilton Lincoln Center from August 11-15, 2026. Check out all classes being offered and other happenings at EGASCR.org under seminar.

Marty Anderson

Region Rep.



Stitching Snippets

Needlepoint Stands

Needlepoint stands evolved from simple hoops and large, heavy tapestry frames (like slate frames with rollers from the 1700s) into specialized, user-friendly tools designed for comfort and efficiency, driven by customer demand in the 20th century, with modern designs from companies like F.A. Edmunds and [Needlework System 4](#) focusing on lightweight, adjustable, and functional solutions for various stitching techniques, transforming a historic craft into an accessible hobby.

Early Forms & Foundations

- **Ancient Roots:** Needlepoint's origins trace back to ancient Egypt (c. 1500 BCE) for utilitarian purposes, later evolving into decorative arts for nobility in Europe.
- **17th-18th Century:** The development of canvas for upholstery led to formal needlepoint, requiring larger, sturdier frames, like the [tapestry frame](#) with its iconic roller discs for tension, as seen in 18th-century art.
- **19th Century:** Victorian trends, like [Berlin wool work](#), spurred more specialized frames, including large, elaborate floor stands, often carved and decorative, sometimes resembling small tables or screens.

20th Century Innovations

- **Hoops & Frames:** The early 1900s saw the invention of adjustable embroidery hoops (1903), making techniques more accessible.
- **Rise of Modern Stands:** Companies like F.A. Edmunds started producing general needlework frames (scroll, tapestry) in the 1950s and 60s, influenced heavily by stitcher feedback.
- **User-Driven Design:** The 1980s and 90s brought a new wave of stands, like the Lowery Workstand (1986) and Needlework System 4 (1998), developed by stitchers for stitchers to address frustrations with existing tools, resulting in lightweight aluminum/steel frames and sophisticated floor/table stands.

Modern Stands

- Today's stands (e.g., Needlework System 4, [Lowery](#)) focus on ergonomics, portability, and stability, offering features like adjustable height, rotation, and compatibility with various frames (scroll, Q-snaps) to support diverse stitching styles.

Education

January at retreat-learn how to bead: Michelle and Paige will teach beading during the retreat. This is a good time to get started on any of the beading projects offered for our 50th Anniversary.

February 12-how to finish the stitched scissor case and fob, make a tassel

March 12-finishing the Ort Bowl

April 9-finishing

Arrangements

Our "SOUPER BOWL LUNCHEON" is scheduled for January 8th. I will send reminders to everyone who graciously signed up to bring food.

Our May Luncheon on May 14th has been scheduled at The Chocolate Angel in Richardson on Campbell Road. More details to come at a later date.

Stitching in Public in February is in the works. Have a Happy 2026!



Chart Information and Symbol Key

Fabric: 16 count White Aida / 32 count Evenweave

Stitches: 79 x 75

Size: 4.94 x 4.69 inches or 12.54 x 11.91 cm Will fit a 6 - inch hoop

Symbol Number Colour Name

■ DMC 666 Bright red

Use 2 strands of thread for cross stitch

Birthdays

Caroline Daigle	1-8
Stephanie Meeks	1-9
Elena Andrade	1-10
Dwana McKee	1-11
Betty Dunn	1-14
JoAnn Jackson	1-15
Patricia Price	1-17
Mary Jo Thomson	1-17
Dana Cheneler	1-20
Nicole Kindred	1-23
Sheila Wyze	1-29

Welcome

Please welcome new members to DNTG at serv days and meetings

Thoughts and Prayers

Please keep these members in your thoughts and prayers

Please keep all members safe

Retreat



Well, the time has finally arrived! Are your stitching projects and supplies packed?

Who cares what clothes you bring...it's the stitching that counts!

We are ready to see you on Wednesday January 21st. The Maritime Room will open at 10AM.

Your tables will be ready. We are looking forward to seeing everyone and meeting our First timers who will be joining us. Last count we have 76 attending.

Remember to bring items for the stash table that are in good condition and complete. "Stash table items are to be enjoyed by the attendees and are not to be sold.

Also, we have some wonderful donations for our silent auction. We hope you will want to bid on the selections, which will benefit GIGI's House.

Please be safe in your travels to Tanglewood and look forward to Stitching Friendships Together.

Chris & Pat

ReTreat Chairmen

February is M.A.G.I.C. Time!

At our February 2026 meeting, we will welcome the New Year by sharing our 2025 M.A.G.I.C. accomplishments. (What's M.A.G.I.C., you say? See below for more information.) Bring your completed M.A.G.I.C. projects to display so everyone can ooh and ah over them. (If you submitted a completed piece at the September M.A.G.I.C. check-in, you don't have to bring it in January. Those are already checked off the list!)

Even if you haven't finished your project(s), bring it/them along so we can applaud your progress. Everyone who turned in a M.A.G.I.C. list and brings at least one project for the M.A.G.I.C. Show & Tell will receive a participation gift. And for every *finished* M.A.G.I.C. project you check off your list, your name will go into the drawing for prizes! If you have given a project to a lucky recipient, you can bring a picture of the project.

For those new to our guild, the M.A.G.I.C. (My Annual Good Intentions Contract) program is designed to incentivize members to concentrate on and finish designated projects chosen by the stitcher. Each year, the participant submits a form that lists the project(s) they wish to finish during that year. The 2026 forms are available in this newsletter and on the chapter website; deadline for submitting the form is March 31, 2026.

As a reminder, projects do not have to be "finished-finished" to qualify. All you need to do is to complete the stitching on a project to check it off of your M.A.G.I.C. list.

Questions? Please contact Jo Ann Jackson at jajjmj@gmail.com.



MAGIC 2026



My Annual Good Intentions Contract

It's time to review your stash of stitching projects and decide what you would really like to finish in the next year. It often helps to write it down and make a promise to yourself.

Please complete the list below and either email or mail it to Jo Ann Jackson or hand it to her at a general meeting. You don't have to complete five. Just list ones you want to complete.

In addition, list one new technique you would like to learn next year. As usual, there will be a prize for those who complete their MAGIC list.

Please mail this form to: Jo Ann Jackson at jajjmj@gmail.com

Deadline to submit form: March 31, 2026

DALLAS NEEDLEWORK & TEXTILE GUILD – MY ANNUAL GOOD INTENTIONS CONTRACT

Please write the name of the project and the designer on the lines below

1. _____
2. _____
3. _____
4. _____
5. _____
6. I want to learn a new technique this year...

Name: _____



January Projects / Beading Lessons


January's 50th anniversary projects are the stitched and beaded scissor case and fob. Members who purchased a kit will receive it at a weekly sew day or the general meeting. If you're an out-of-town member, but attending retreat, you'll receive your kits at retreat. If you are not attending retreat, it will be mailed to you after retreat.

If you have never beaded before, don't get discouraged! There are DNTG members ready and willing to teach you how to bead. We will have a class at retreat for anyone wanting to learn peyote. Or if you've already beaded your 50th anniversary nametag, but need help assembling the scissor case, we can show you how it's done.

Comfortable with even and odd count peyote but have never tried tubular peyote? We'll be happy to show you how to read the pattern and get started. You'll use this technique on the March beaded project – the dragonfly needle case.

If you need help with beading, just ask. DNTG members are always happy and excited to share their talents and encourage others to learn a new technique.






January Stamps

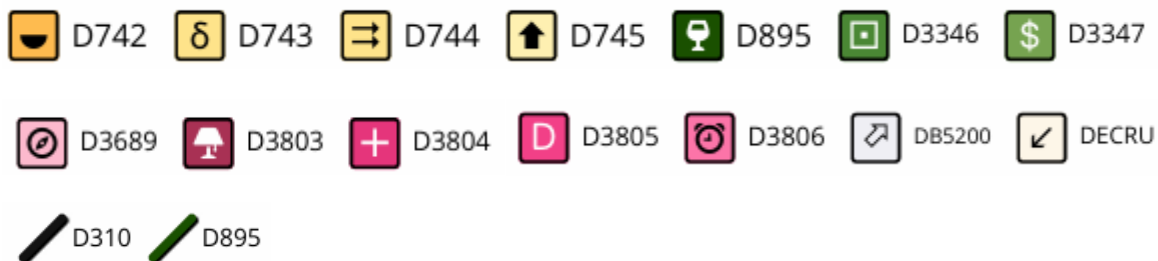

Daisies – horizontal

Ladybug - horizontal




January Stamp – Daisy (horizontal block)

Use 2 strands of floss for all cross stitches. Outlined stitches that look like half stitches are $\frac{1}{4}$ stitches. Use 1 strand of floss for outlines.



January Stamp – Ladybug (horizontal block)

Use 2 strands of floss for all cross stitches. Outlined stitches that look like half stitches are $\frac{1}{2}$ stitches. Use 1 strand of floss for outlines.



N D209 μ D210 4 D211 ↖ D321 ↗ D340 ⬛ D341 ↙ D413 ⬢ D414 ⇄ D744 L D816
☺ D895 ⬢ D3346 \$ D3347 B D3747 → D3799 ↖ D3801 ↗ DB5200

↖ D310 ↗ D550 ↘ D792 ↙ D895

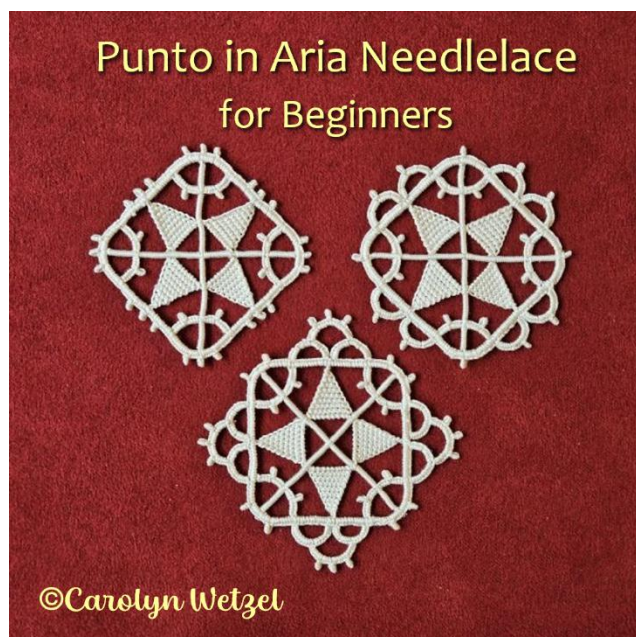
outline stamp, outline purple outline blue outline leaf

and ladybug flowers flowers

Needle Lace with Carolyn Wetzel

March 23rd and 24th, 2026 at 9am

Location: Museum Tower, 1918 Olive St, Dallas TX 75201



Registration Deadline: January 1st, 2026

The earliest needle-made laces like reticella were constructed by withdrawing threads from fabric. In the 16th century this evolved into “punto in aria” or “stitch in the air” leading to more elaborate shapes and eventually the true needle laces like Gros Point de Venise, Alençon, and Aemilia Ars. This introductory class will make a classic 16th century geometric lace square using punto in aria techniques.

Technique: Needle Lace

Level: Beginner

Kit Cost: \$14

Name: _____ EGA#: _____

Email: _____ Phone: _____

Address: _____ City: _____ State: _ Zip: _____

Thread (white or ecru): _____

Your kit fee is your non-refundable deposit.

There is a \$20 additional charge for non-chapter members.

You can pay either by check payable to DNTG or ZELLE to: dntg.treas@gmail.com

REQUIRED FOR ZELLE: In the Memo field: please type: NEEDLELACE

This form must be submitted to be registered for the class.

Mail to: Lisa Thompson, 3308 Teakwood Ln, Plano, TX 75075

Email: lisat96@yahoo.com

Payment Method (circle one)

Check ZELLE

EGA's Special Interest Groups

Are you feeling like you don't know anyone interested in the same embroidery techniques as you? Would you like to get more connected to EGA members across the country who share your interests? Consider joining one of EGA's online special interest groups (SIGs).

Special interest groups are a community of stitchers wanting to do a deeper dive into a particular technique. Historically, chapters would form small hubs of people who would meet in person usually outside of the regular monthly chapter meeting. Using Zoom has given our EGA groups the ability to meet virtually.

If you would like to connect with others on any of the following techniques and are available at the times shown, please send an email to the indicated contact with the technique name in the subject line.

Technique: Beading

Meeting Date: 2nd Thursday

Meeting Time: 7 pm Eastern, 6 pm Central, 5 pm Mountain, 4 pm Pacific

Contact: beading@egausa.org

Hosted by: EGA National, Tina Marie Maes

Technique: Beading

Meeting Date: 4th Saturday

Meeting Time: 3 pm Eastern, 2 pm Central, 1 pm Mountain, Noon Pacific

Contact: beading@egausa.org

Hosted by: EGA National, Tina Marie Maes

Technique: Metal Threads

Meeting Date: 1st Monday

Meeting Time: 7 pm Eastern, 6 pm Central, 5 pm Mountain, 4 pm Pacific

Contact: metalthreads@egausa.org

Hosted by: Dayton Chapter, Jana Bass

Technique: Silk, Metal and Surface

Meeting Date: 1st Wednesday

Meeting Time: 7 pm Eastern, 6 pm Central, 5 pm Mountain, 4 pm Pacific

Contact: silkmetalsurface@egausa.org

Hosted by: Central Florida - Jane Allingham and Margaret Kinsey

Technique: Surface Embroidery

Meeting Date: 3rd Saturday

Meeting Time: 2 pm Eastern, 1 pm Central, Noon Mountain, 11 am Pacific

Contact: surfaceembroidery@egausa.org

Hosted by: EGA National, Leslie Brady

Technique: Surface Embroidery

Meeting Date: 2nd Sunday

Meeting Time: 2 pm Eastern, 1 pm Central, Noon Mountain, 11 am Pacific

Contact: surfaceembroidery@egausa.org

Hosted by: EGA National, Wendy Lynn

No chapter membership is required to participate in any of these groups. All are invited: Members at large, Chapter members, nonmembers. Come meet other stitchers like you.

Interested in starting a group for another technique or another date?

Contact: specialinterestgroups@egausa.org

Interested in a Counted Thread online Special Interest Group?

Contact: countedthread@egausa.org



Dallas Needlework and Textile Guild South Central Region (SCR) of EGA

Membership Form – 2025



DNTG Primary Membership (\$80) is now online.

Simply click on the link below to go to the registration page or scan the QR code:

<https://egausa.org/product/dallas-needlework-textile-guild-chapter>

If you are joining as a **Plural Member**, (your primary EGA membership is with another chapter), you will need to fill out this form and mail it to the address below.

\$20 – Plural inside SCR (TX, OK, LA, MS, AR) / **\$25 – Plural outside SCR**

Primary Chapter: _____



**DNTG Primary
Membership**

Name: _____ EGA #: _____

Address: _____

City: _____ State: _____ Zip: _____

Phone: _____ Cell or Home (circle one)

email: _____

Birthday (Month and Day): _____ Referred by: _____

How long have you been stitching and what is your stitching passion? _____

How did you hear about us? _____

Guests are welcome to attend three general meetings, sew days or satellite meetings
after which we invite you to become a dues-paying member!

Mail this form to:

Lisa Miller, Membership Chairman
9604 Edmonson Dr., Denton, Texas 76207

Payment Method (circle one)

Check **ZELLE**

Payable by check to DNTG or ZELLE: dntg.treas@gmail.com

REQUIRED FOR ZELLE: In the Memo field, please indicate you are paying – **Membership Dues**