



# The Needle Knows

Dallas Needlework and Textile Guild  
South Central Region



<http://www.DNTG.org>

## From the President

It's 2023 and you know what that means. It's time to think about the upcoming year and make your New Year resolutions. DNTG is no exception. We've got a program in place to help you set stitching goals for the year – **MAGIC**.

I look forward to MAGIC every year. It's a great time to sit down and think about what you want to get done this year. I always start my list with something that's almost done so I feel a sense of accomplishment early in the year. The rest of the things on my list are projects I've been meaning to get to, workshop, online, and seminar classes, and even a long-term project that I want to at least get a few more stitches in this year. And the best thing is if I just make a little progress, I get a gift!!! This year, I'll even get a charm too.

I'd like to challenge each and every one of you to fill out a MAGIC list this year (the form is in this newsletter). You can participate even if you don't live close – all you have to do is email the Programs Chair a picture of your projects and she'll show them at the January meeting where we reveal what everyone's accomplished over the year. It's super easy. And you don't have to finish the entire list – just make some progress on your projects. I'm working on my list now.

January also brings ReTreat! I'm really looking forward to seeing all of my stitching buddies at Tanglewood. I know the Stitching Chicks from Tyler have been working hard all year to make this event a fun time for us all. Be sure to thank them when you see them at ReTreat.

Best wishes for an awesome 2023!

Paige Guillory, President



## Calendar

### January

- 5 Board Meeting, 10:00 AM
- 9 Plano Satellite  
General Meeting – “MAGIC Revealed” / Soup & Salad Luncheon
- 18 DN&TG 30th Annual ReTreat  
hosted by the Stitching Chicks at  
Tanglewood – 290 Tanglewood Cir,  
Pottsboro, TX 75076
- 19 NO SEW DAY, No Sampler Group
- 23 Plano Satellite
- 26 Sew Day

### February

- 4 EGA sponsored “Stitch-in-Public Day”
- 9 General Meeting – “Best of Friends” Strawberry by Barbara Jackson (linen) Education – Make a strawberry. Stuff, decorative stitch over the seam and add the top
- 13 Plano Satellite
- 16 Sampler Group
- 23 Board Meeting, 10:00 AM
- 27 Plano Satellite

### The Church of the Holy Communion

17405 Muirfield Drive, Dallas, TX 75287

**Sew Days** – 10:00 a.m.-2:00 p.m. Bring a sack lunch

**General Meeting** – 10:00 a.m., Coffee at 9:30 a.m.

**Board Meeting** – 10:00 a.m. – 12:00 p.m.

### Custer Road United Methodist Church

6601 Custer Road, Plano, TX 75023

**Plano Satellite** – 7:00 p.m. – 9:00 p.m., Room B13

This is the newsletter of the Dallas Needlework and Textile Guild Chapter of "The Embroiderers' Guild of America, Inc."

**President:**

Paige Guillory  
email: [paige.guillory@verizon.net](mailto:paige.guillory@verizon.net)

**Membership:**

Judy McGraw  
email: [judithmcgraw65@yahoo.com](mailto:judithmcgraw65@yahoo.com)

**Newsletter:**

Jo Ann Jackson  
email: [jajmj@gmail.com](mailto:jajmj@gmail.com)

General meetings are held at *The Church of the Holy Communion*, 17405 Murfield Drive, Dallas, on the second Thursday of the month with coffee at 9:30 a.m. and the general meeting at 10:00 a.m. Information and dates for these and other meetings will be listed in the calendar. Sew days are also held at *The Church of the Holy Communion* on all other Thursdays of the month from 10:00 a.m. – 2:00 p.m. Bring a sack lunch.

All EGA chapters have permission to reprint any original material contained herein. Any copyrighted material will be clearly marked and may not be reprinted without the author's permission. Proper credit is always appreciated.

The deadline for submission of written articles for publication in the newsletter is the 15th of the prior month.

## Plano Satellite

The Plano Satellite group meets on the second and fourth Mondays of most months at 7:00 p.m. at Custer Road United Methodist Church. The church is located at 6601 Custer Road in Plano. Entry to the building is through the far SE door on the corner: it faces the traffic signal at Custer and Cumberland. We meet in room B13 in the basement. Come join us for a fun evening of stitching!

Robin Caraway  
[rcarawaycpa@sbcglobal.net](mailto:rcarawaycpa@sbcglobal.net)

## Sampler Group

The DN&TG Sampler Group meets each third Thursday of the month (except January) from 10:00 AM - 2:00 PM at the Church of the Holy Communion. If you love to stitch samplers, want to learn more about them, or would be interested in stitching one, you will find ideas and support here!

Each year our group selects a group project that is of interest to members, and this year we have decided that each member will stitch a strawberry-related project. There are many ideas to choose from such as a strawberry emery, beaded strawberries, or any strawberry design that can be stitched. Each month our members bring models to show and patterns for loan.

Please bring your lunch and join us.

Linda Cox  
[lindarcox@earthlink.net](mailto:lindarcox@earthlink.net)

512-750-7983

Dates – 2023 – Not in January, February 16, March 16, April 20, May 18



## Dallas Needlework and Textile Guild 2022-2023 Master Calendar

January 5, 2023	Board Meeting, 10:00 AM
January 12, 2023	General Meeting – <b>“MAGIC Revealed”</b> / Soup & Salad Luncheon
January 18-22, 2023	DN&TG 30th Annual ReTreat hosted by the Stitching Chicks at Tanglewood – 290 Tanglewood Cir, Pottsboro, TX 75076
January 19, 2023	<b>NO SEW DAY; NO SAMPLER GROUP</b>
February 4, 2023	EGA sponsored <b>“Stitch-in-Public Day”</b>
February 9, 2023	General Meeting – <b>“Best of Friends” Strawberry</b> by Barbara Jackson (linen) <b>Education</b> – Make a strawberry. Stuff, decorative stitch over the seam and add the top
February 23, 2023	Board Meeting, 10:00 AM
March 9, 2023	General Meeting – <b>Lecture &amp; Project: Quaker Schoolgirl Needlework in 17<sup>th</sup> Century London</b> <b>Education</b> – Make a pincushion with sections that have a decorative stitch over the seams, top and bottom
April 13, 2023	General Meeting – <b>“Birthday Celebration”</b> <b>Education</b> – Make a scissor holder
April 20, 2023	2023-2024 Budget Proposal Meeting
April 27-28, 2023	Workshop – <b>“Ribbon Embroidery”</b> taught by Audra Kennedy
April 20, 2023	2023-2024 Budget Proposal Meeting
May 4, 2023	Board Meeting, 10:00 AM
May 11, 2023	DN&TG May Luncheon & Installation of Officers for 2023-2024 – 11:00 AM
June 1, 2023	<b>NO SEW DAY</b>
June 6-10, 2023	SCR Region Seminar – “Sugarland Express” Sugarland, TX
June 8, 2023	<b>NO SEW DAY</b>
June 15, 2023	<b>NO SEW DAY</b>
September 1-5, 2023	EGA National Seminar – “Boston Stitch Party” in Boston, MA
October 25-28, 2023	Workshop (two 2-day classes) – <b>“Tri-Fold Carnation Sewing Case”</b> and <b>“A Band Sampler for Spring”</b> taught by Catherine Theron
June 1016, 2024	SCR Region Seminar – “Dive into Stitching” in San Marcos, TX
August 12-18, 2024	EGA National Seminar – ‘Preserving Needle Arts’ in Atlanta GA

## Dallas Needlework and Textile Guild 2022-2023 Master Calendar

June 2025                      SCR Region Seminar – Fort Worth TX

Summer 2025                EGA National Seminar – South Central Region

The purpose of the master calendar is to help our members see all upcoming DN&TG events in one place. The workshops of other guilds are being included in attempt to avoid scheduling conflicts. Events will be added as dates become available, so check your monthly newsletter for the most recent calendar.

### Education

There will be no education class in January because of MAGIC and buffet. In February we will make a wool strawberry. I will show how to stuff and put a decorative stitch over the seam line and a wool top.

The next education class will be a wool strawberry at the February meeting. I will have sign up sheets for future classes at the December and January meetings. Please remove your name or let me know if you find you won't be able to take a class that you put your name down for so I won't make a kit for you.

**Feb** – Make a wool strawberry, stuff and use a decorative stitch over the seam.

**Mar** – Make a reproduction of a vintage pincushion. This may take two sessions.

**April** – Wool Scissor Holder – Make a simple scissor holder from some felt and embroidery and wool flowers



### Region Representative

We had such a good response to Plenty of Strawberries (we were #2 in sales at the opportunity knocks!) that we will continue this year with:

#### Even More Strawberries!

If you made something for last year, please consider making something again. There are several great patterns for strawberry “cones”, and I’m planning on stitching one for the “basket” (it will be a tray and a stand for the cones!) and we already have a bracelet from Sue Cathcart and a donation from Paige of a lovely chatelaine! You can contact me with any questions.

Karen Dittmar

[needlenutz@aol.com](mailto:needlenutz@aol.com)



**Upcoming Programs**



**Jan** – MAGIC / Soup & Salad Luncheon

**Feb** – *Best of Friends*” Strawberry by Barbara Jackson (linen)

**Mar** – Lecture & Project: *Quaker Schoolgirl Needlework in 17<sup>th</sup> Century London*



**Apr** – Birthday Celebration for everyone! Bring a \$20 stitching related gift if you want to participate in our birthday gift exchange.

**Installation of New Board Luncheon**

**May** – Luncheon and installation of new officers, presentation of sampler group project, and show and tell.

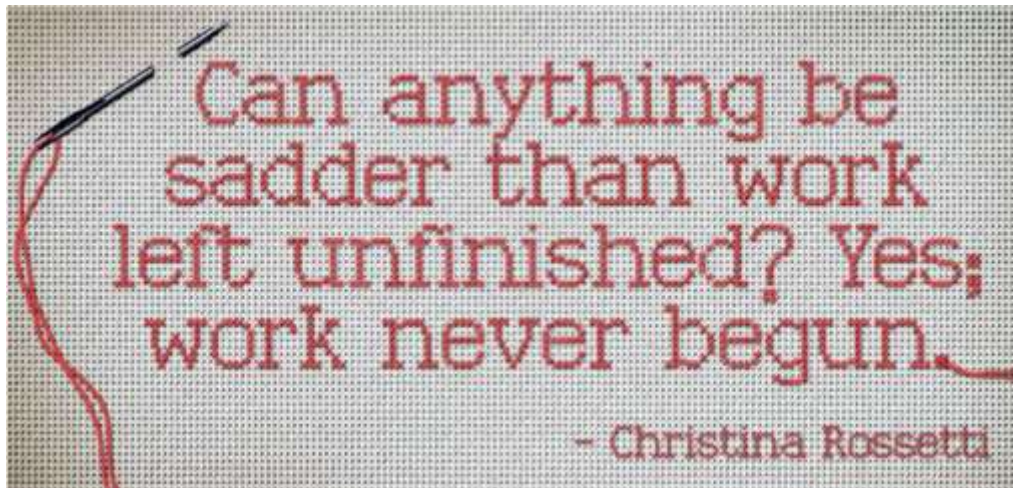


**January**

Jymmie Stanton	1/4
Caroline Daigle	1/8
Elena Andrade	1/10
Dwana McKee	1/11
Janis Boyd	1/12
Betty Dunn	1/14
JoAnn Jackson	1/15
Noelle La Brecque	1/17
Dana Cheneler	1/20
Debra Besseent	1/21
Ilene Levine	1/29
Sheila Wyze	1/29

**February**

Gail Berman	2/5
Robin Caraway	2/8
Melissa Huber	2/8
Gail Manning	2/9
Ann Weissler	2/16
Allison Eagan	2/19
Pamela Hoops	2/19
Ann Allen	2/20
Randy Engeran	2/20
Barbara Martin	2/22
Mary Waldsmith	2/22
Pam Gardner	2/23
Kate Johnson	2/27





MAGIC 2023



My Annual Good Intentions Contract

It's time to review your stash of stitching projects and decide what you would really like to finish in the next year. It often helps to write it down and make a promise to yourself.

Please complete the list below and either email or mail it to Karen Hamilton or hand it to her at a general meeting. You don't have to complete five. Just list ones you want to complete.

In addition, list one new technique you would like to learn next year. As usual, there will be a prize for those who complete their MAGIC list.

**Please mail this form to:** Karen Hamilton, [zhmk31@gmail.com](mailto:zhmk31@gmail.com)

**Deadline to submit form:** March 31, 2023

**DALLAS NEEDLEWORK & TEXTILE GUILD –  
MY ANNUAL GOOD INTENTIONS CONTRACT**

Please write the name of the project and the designer on the lines below

- 1. \_\_\_\_\_
- 2. \_\_\_\_\_
- 3. \_\_\_\_\_
- 4. \_\_\_\_\_
- 5. \_\_\_\_\_
- 6. I want to learn a new technique this year...  
\_\_\_\_\_

**Name:** \_\_\_\_\_



## Join Our New Facebook Group



**Come join our new DNTG Facebook Group!** You'll be able to post pictures of your projects, talk to other stitchers and see what they're working on. If you can't attend an event, our

Facebook Group will have posts from our monthly Show & Tell, workshops and education classes. We'll also post upcoming activities on the Events page on our website [www.dntg.org](http://www.dntg.org).

It's easy to get started! You can search for Dallas Needlework (DNTG) on Facebook or scan the QR code.

Be sure to come back often to see what our chapter is doing and check out other DNTG members' posts featuring their projects and make comments.

Michelle Kocurek  
Technology Chairman



## Have you seen Our New Website



Visit our website at [www.dntg.org](http://www.dntg.org). It has information about our organization, workshops, education classes, photos, an interactive calendar,

membership information, newsletters and even a member only section. It's even easy to use on your phone.

Michelle Kocurek  
Technology Chairman

## MAGIC TIME

### January is M.A.G.I.C. Time!

At our January 2023 meeting, we will welcome the New Year by sharing our 2022 M.A.G.I.C. accomplishments. (What's M.A.G.I.C., you say? See below for more information.) Bring your completed M.A.G.I.C. projects to display so everyone can ooh and ah over them. (If you submitted a completed piece at the September M.A.G.I.C. check-in, you don't have to bring it in January. Those are already checked off the list!)

Even if you haven't finished your project(s), bring it/them along so we can applaud your progress. Everyone who turned in a M.A.G.I.C. list and brings at least one project for the M.A.G.I.C. Show & Tell will receive a participation gift. And for every *finished* M.A.G.I.C. project you check off your list, your name will go into the drawing for prizes!

For those new to our guild, the M.A.G.I.C. (My Annual Good Intentions Contract) program is designed to incentivize members to concentrate on and finish designated projects chosen by the stitcher. Each year, the participant submits a form that lists the project(s) they wish to finish during that year. The 2023 forms are available in this newsletter and on the chapter website; deadline for submitting the form is March 31, 2023.

As a reminder, projects do not have to be "finished-finished" to qualify. All you need to do is to complete the stitching on a project to check it off of your M.A.G.I.C. list.

Questions? Please contact Karen Hamilton at [zhmk31@gmail.com](mailto:zhmk31@gmail.com).

## Library Displays

Linda Cox is coordinating displays in various local libraries. If you are interested in loaning some of your finished stitched pieces to a display, please contact Linda at [lindarcox@earthlink.net](mailto:lindarcox@earthlink.net) or 512-750-7983 with information on what you can donate. Thanks.

Linda is looking at Winter and Valentine Themed items. Please contact her if you have pieces to donate,



## Dallas Area Fiber Artists

The Dallas Area Fiber Artists (DAFA), offers monthly programs on subjects such as thread and fabric painting, surface design, papermaking, mixed-media collage, garment design, fiber jewelry, altered books and many other fiber techniques. DAFA meets at CC Young Retirement Community . Check their website for more information on the current programs.



Dallas Area Fiber Artists  
www.dallasfiberartists.org

For more information on our upcoming programs, please visit our website at [www.dallasfiberartists.org](http://www.dallasfiberartists.org). If you'd like to receive our monthly newsletter, just send an email to: [website@dallasfiberartists.org](mailto:website@dallasfiberartists.org)



## EGA GCCs and Lightening Rounds Registration Ends March



Ancestree  
by-  
Carolyn Standing Webb



Jacobean Fantasy-  
by Kay Stanis



Touch Of Fall-by  
Jane Ellen Balzuweit



Desert-Strands-  
by Becky Autry



Where Does Your Garden Grow-  
by Carol Currier



## Recipes from Cyndi Scott

# RECIPE —

### RASPBERRY BARS

1 10oz jar of raspberry preserves  
1 cup butter  
1 cup packed brown sugar  
1 1/2 cups flour  
1 1/2 cups oats  
1/2 tsp baking soda  
1/4 tsp salt  
1 cup chopped nuts (I used pecans)

Melt butter; stir in brown sugar until dissolved. Cool to room temperature.

Combine with flour, oats, baking soda, and salt, mixing well. Stir in nuts. Reserve 1 cup of this mixture for topping.

Press remaining mixture into a 9 x 13 pan. Spread preserves on top. Sprinkle the remaining oat mixture over the top. Bake @350 for 30 minutes. Cool-cut into bars.

This is also good warm from the oven. Cut into servings and top with a scoop of vanilla ice cream.

### SNOWBALL COOKIES

1 cup unsalted butter, softened  
5 tablespoons granulated sugar  
2 teaspoons vanilla extract  
1/4 teaspoon salt  
2 cups all-purpose flour  
2 cups finely chopped walnuts, almonds, or pecans  
1 1/2 cups confectioner's sugar

Using an electric mixer, cream together butter and granulated sugar until smooth. Beat in vanilla and salt. Gradually add flour, beating after each addition. Stir in the nuts. Divide dough in half, wrap in plastic wrap, refrigerate for 45 minutes.

Preheat oven to 350. Line two cookie sheets with parchment paper.

Remove dough from refrigerator and scoop 1 inch balls. Roll them in your hands to make them round.

Place on cookie sheet about 1 1/2 inches apart. Bake until they are just beginning to brown at the bottom edges, about 12-14 minutes.

## Birds of a Feather Stitch Together ReTreat 2023 January 18-22, 2023

It's time to make your reservation for DNTG's 30 th ReTreat at Tanglewood! The Stitchin' Chicks are eggcited to welcome you back, and we hope you all are ready for a relaxing, fun time!

Your deposit of \$100 along with your completed registration form, included in the newsletter, is due by Friday, October 7, 2022. The balance is due no later than December 9, 2022. At this time, payment may be made by check only. Please remember your reservation will not be confirmed until receipt of your completed registration form!

We are also happy to announce that a Stitching room will be provided again this year for early arrivals on Tuesday, January 17 th ! Your cost is \$89 per night plus tax and resort fees. All early reservations must be made directly with Tanglewood Reservations and are not included in your DNTG ReTreat payment.

Now's the time to clean out your stash and make plans to bring any unwanted items to ReTreat! It's always so much fun to browse the Stash table and find a new project waiting there just for you! Remember, your "trash" may be someone else's treasure!

The Stitchin' Chicks are eggstatic to be hosting the 30 th Retreat and look forward to having lots of stitchers in the flock! See you in January!!!



## From Our Vice President

I am pleased to serve as your Vice President. One of the roles of the VP is to act as a liaison between DN&TG members and the board. If you have any suggestions or concerns regarding DN&TG, please forward them to me. All issues will be respected, carefully considered, and will be brought before the board. You may remain anonymous if you choose or, if you have a matter of delicacy and feel more comfortable discussing it with me, my contact information is listed below for your convenience. Please feel free to call or email me. Our members are eager and prepared to help one another. Together we can grow and make DN&TG very special. Don't forget to share your positive experiences with the Guild, too.

Randy Engeran  
Vice President  
Email: [rengeran@verizon.net](mailto:rengeran@verizon.net)  
Phone: 972-670-1278

## Arrangements

Wishing our members, a happy and productive stitching new year. A special thanks to everyone who helped make our holiday party festive and fun. It was great to see a variety of everyone's decorations on the tables. The Children's Hospital was very appreciative of the toys that were collected. Just a couple of reminders to put on your calendar. We will have our annual "souper" day lunch after the General meeting on January 12th. Hope everyone can stay and socialize with your fellow stitchers. Please carve out some time on February 4th for stitch in public day. I would love to have a big group of our members taking turns stitching in public at Stonebriar Mall in Frisco. Details will follow at the January General meeting. Sincerely, June Roden



## Interesting Things from The EGA Blog

### EGA Blog

Do you follow the EGA Blog? You can find it online here: <https://egausa.org/latest-news/> or get it monthly here: <https://egausa.org/subscribe-to-the-ega-blog/>

### Techniques Booklets

Have you checked out the various Technique Booklets that are available on the EGA Website (<https://egausa.org/member-publications/>):

EGA Glossary Of Embroidery Terms  
 Little Book Of Embroidery Basics  
 Guideline Series: Evaluating Embroidery: Judging Your Own Work  
 Guideline Series: Leadership Model For EGA  
 Guideline Series: What Good Leaders Do And How They Do It  
 Technique Basics: An Exploration Of Pulled Thread And Satin Stitch Embroidery By Harriet Scott  
 Technique Basics: An Introduction To Assisi Embroidery  
 Technique Basics: An Introduction To Blackwork Embroidery  
 Technique Basics: An Introduction To Brazilian Dimensional Embroidery  
 Technique Basics: An Introduction To Counted Cross Stitch On Linen  
 Technique Basics: An Introduction To Crewel And Surface Embroidery

### Virtual Lectures

Have you ever tuned in to any of the virtual lectures that EGA offers each month? They are making some changes to make it more readily available to more members. You can read about it here: <https://egausa.org/changes-virtual-lectures-registration-process/>

### The Beginner's Guide to Embroidery Fabrics

EGA has just posted information about various embroidery fabrics. You can read more here: <https://egausa.org/the-beginners-guide-to-embroidery-fabrics/>

### Small Projects


Are you looking for a small gift. There are several of the Petit Projects that would make a great gift. You can find more information here: <https://egausa.org/holiday-themed-petite-projects/>

### Challenging new project

Are you looking for a challenge and a historical project? Check out the EGA Extended Study Program. The project is Queen Catherine's Book Cover, Bag, & Pyn Pillow with Carolyn Standing Webb. Here is more information on this year's class: <https://egausa.org/carolyn-standing-webb-extended-study-program/>



## A Chart for You



### Chart Information and Symbol Key



**Fabric:** 16 count White Aida / 32 count Evenweave

**Stitches:** 79 x 75

**Size:** 4.94 x 4.69 inches or 12.54 x 11.91 cm Will fit a 6 - inch hoop

Symbol	Number	Colour Name
■	DMC 666	Bright red

Use 2 strands of thread for cross stitch

## Future Catherine Theron Workshops

We are very excited to announce **Tri-Fold Carnation Sewing Case** and **A Band Sampler for Spring** workshops will take October 25-28, 2023. Registration Forms will be available soon!!





## Audra Kennedy's Initials Workshop Surface and Ribbon Embroidery April 27-28, 2023

Each student will choose their initial prior to class. The designs will be drawn by the instructor onto handkerchief weight linen with a fusible backing. Since every letter has 5-7 flowers in common, those will be the focus of the first day of class. I will also discuss color selections, stitches required, and how to customize the letter if they wish.

The second day will be spent continuing learning the basic flowers and adding those unique to each person's letter.

**Kit Fee:** \$95

**Design Area:** 15" x 15"

**Kit Contents:**

- 15" x 15" piece of linen with Pellon Shape-Flex interfacing (SF101) applied
- 14" x 14" muslin "dirt cloth" to protect your stitching
- 10" x 10" practice piece of cotton
- 4mm and 7mm silk ribbons
- DMC flosses, needles, and complete instructions

Students will be asked to bring an 8 1/2" or 10" wooden hoop, scissors and any lighting and magnifiers they feel they need.



**Registration Deadline: March 25, 2023**

Name: \_\_\_\_\_ EGA #: \_\_\_\_\_

email: \_\_\_\_\_ Phone: \_\_\_\_\_

Address: \_\_\_\_\_

City: \_\_\_\_\_ State: \_\_\_\_\_ Zip: \_\_\_\_\_

Payment Method (circle one)

**Check**    **ZELLE**

Your kit fee is your **non-refundable** deposit.

**There is a \$20 additional charge for non-chapter members. No ghosts are allowed for this class.**


You can pay either by check payable to DNTG or ZELLE to: [dntg.treas@gmail.com](mailto:dntg.treas@gmail.com)  
**REQUIRED FOR ZELLE:** In the Memo field, please type: **Ribbon Embroidery workshop**

**This form must be submitted to be registered for the class.**

**Mail to:** Marty Anderson, 4003 Rolling Knolls, Parker, TX, 75002

**email:** [martya48@swbell.net](mailto:martya48@swbell.net)

## A Chart for You



●	DMC	815	Garnet medium
◆	DMC	3806	Cyclamen Pink light
▲	DMC	470	Avocado Green light
○	DMC	721	Orange Spice medium
✕	DMC	3844	Bright Turquoise dark
▼	DMC	666	Christmas Red bright



The Royal School of Needlework has created an online resource for finding stitches. Here is the information that they posted on their website: <https://www.rsnstitchbank.org/>

The **Royal School of Needlework** was founded in 1872 with a mission to preserve the art of hand embroidery.

To mark its 150th anniversary the RSN is launching the **RSN Stitch Bank** to continue this mission. The RSN Stitch Bank aims to digitally conserve and showcase the wide variety of the world’s embroidery stitches and the ways in which they have been used in different cultures and times.

Launching with an initial 150 stitches, the RSN Stitch Bank is an ongoing project. More stitches will be added regularly and the RSN will be working with partners around the world to include stitches from different traditions.

For each stitch we need to:


- Film and edit a video demonstrating the making of the stitches.
- Create step by step text, illustrations, and photos of the stitch’s construction.
- Research a short history of the stitch and its use.
- Create an icon to help identify a stitch at a glance.
- Classify the stitch according to the taxonomy we are developing for the project.
- Select items from the RSN Collection which show this stitch in use and photograph the piece as a whole and of the stitch close up.

## Ways and Means Sharing. Learning. Giving.

DN&TG provides many opportunities to share our talents, learn from each other and give our time and our gifts to help make a positive impact on our community!

### RETAIL PROGRAMS

Please sign up for DN&TG reward money...

1.  Community Rewards - link your card to DN&TG by entering number **62238**
2.  use this link to set up your account to support DN&TG

<https://smile.amazon.com/ch/75-1528971>

**From Our Chapter - \$47.20**

**Total Donated to EGA - \$146.02**



### “STITCH IN PUBLIC” DAY

February 4, 2023

EGA sponsored "Stitch in Public" day. DN&TG will be participating in the national event by stitching at a local mall. Details to follow.

## Thoughts and Prayers

Please keep these members in your thoughts and prayers.



- Judith McGraw
- Linda Cox
- Dwana McKee
- Dana Cheneler
- Diane Church
- Jean Neisius
- Holly Laughlin



# Membership

### New Members:

Your membership number will be sent to you directly from EGA. Please forward this number to [judithmcgraw65@yahoo.com](mailto:judithmcgraw65@yahoo.com) so that our records will show you are qualified to participate in all the FUN stuff offered through DN&TG!!!

### All Members:

CHANGES! If ANY of your information changes, please remember to contact me at [judithmcgraw65@yahoo.com](mailto:judithmcgraw65@yahoo.com) to insure you receive the latest and greatest news from DN&TG. You must also contact Tonya Parks at EGA National, [typarks@egausa.org](mailto:typarks@egausa.org) or call 502-589-6956, to ensure you continue to receive your local, Region and National EGA communications and publications. IT IS YOUR RESPONSIBILITY TO MAKE THESE CHANGES TO RECEIVE ANY AND ALL COMMUNICATIONS FROM EGA.

### Bring a Friend!

Your name will go in a drawing for each and every one of your friends that joins DN&TG during the year. What does that mean? You have a great chance to win a year's **FREE** membership!

### Come to our General meetings!

Great friends, delicious refreshments and outstanding programs! And... just be attending, you may be the lucky one that receives a small prize. Service length pins are available at the membership "Welcome" table. Don't forget to wear your name tag.

Judy McGraw  
Membership Chairman  
[judithmcgraw65@yahoo.com](mailto:judithmcgraw65@yahoo.com)




# New Members

A warm welcome our new members. When you see them, please welcome them to DNTG. For updates to the 2022-2023 Membership Directory, go to [www.dntg.org](http://www.dntg.org)



# DN&TG Nametag



Blue = DMC 824

Red = DMC 816





**Dallas Needlework and Textile Guild  
Embroiderers' Guild of America (EGA) South Central Region (SCR)  
Membership Form – 2022-2023**

<p><b>\$64 – DN&amp;TG Primary</b></p> <p>_____ New EGA / DNTG member</p> <p>_____ Renewing DNTG member</p> <p>_____ EGA member / new DNTG Primary</p>	<p><b>\$20 – Plural inside SCR / \$25 – Plural outside SCR</b></p> <p>_____ Plural Member</p> <p>Primary Chapter: _____</p>
--	---

Name: \_\_\_\_\_ EGA #: \_\_\_\_\_

Address: \_\_\_\_\_

City: \_\_\_\_\_ State: \_\_\_\_\_ Zip: \_\_\_\_\_

Phone: \_\_\_\_\_ (H) \_\_\_\_\_ (C) \_\_\_\_\_

email: \_\_\_\_\_

Birthday (Month and Day): \_\_\_\_\_ Referred by: \_\_\_\_\_

How long have you been stitching and what is your stitching passion? \_\_\_\_\_

\_\_\_\_\_

Questions or Suggestions? \_\_\_\_\_

\_\_\_\_\_

Guests are welcome to attend three general meetings, sew days or satellite meetings  
after which we invite you to become a dues-paying member!

**Mail this form to:**

Judy McGraw, Membership Chairman  
9909 Basalt Lane, Denton, Texas 76207  
[judithmcgraw65@yahoo.com](mailto:judithmcgraw65@yahoo.com)

**Payment Method (circle one)**

**Check    ZELLE**

**Annual dues are payable by May 1<sup>st</sup> of each year.**

**Payable by check to DNTG or ZELLE: [dntg.treas@gmail.com](mailto:dntg.treas@gmail.com)**

**REQUIRED FOR ZELLE:** In the Memo field, indicate the event you are paying for – Membership Dues

---

**Dallas Needlework & Textile Guild**

---

c/o Jo Ann Jackson  
6608 Garfield  
Plano, TX 75023