



# The Needle Knows

Dallas Needlework and Textile Guild  
South Central Region



<http://www.DNTG.org>

## From the President

Hey Ya'!!

Wow! Summer is here already which means HOT weather. Time for travel, outdoor activities and all the other things we like to do when the weather warms up. Of course, here in Texas, that mostly means staying in the air conditioning! All the more reason to stitch!

So what will you be working on this summer? Warm weather oriented pieces, like beach themes? Or are you going to try and stay cool by thinking of cooler places? Maybe a mountain scene or an autumn piece? For me, once July hits, I start thinking of Christmas gifts that I need to get started on. I love stitching gifts and give most of my pieces away, so I better start planning!

Summer also means getting ready for the State Fair of Texas. Are you entering this year? I had hoped to do it again but I have too many WIPs and not enough finishes!. Registration for the State Fair of Texas Arts & Crafts contest is now open. The deadline for entry is July 24th. You can register at [www.bigtext.com/creativearts](http://www.bigtext.com/creativearts). Enter the State Fair and earn an exhibit charm!

Yes, we will be continuing with the Charm program this year so start planning which ones you want to earn! We have some new charms options this year as well. Check out the website for all the details! Come to our Fall Welcome coffee on Sept. 14th at the church and get your new charm holder for this year.

It's been a tough month for many of our members, so please take a moment to remember them in your prayers.

Hope to see ya'll at sew day this summer!

Randy Engeran



### Calendar

#### July

6	Sew Day
10	Plano Satellite
13	Sew Day
20	Sew Day and Sampler Group
24	Plano Satellite
27	Sew Day

#### August

3	Sew Day
10	Board Meeting Sew Day
14	Plano Satellite
17	Sew Day and Sampler Group
24	Sew Day
28	Plano Satellite
31	Sew Day

#### The Church of the Holy Communion

17405 Muirfield Drive, Dallas, TX 75287

**Sew Days** – 10:00 a.m.-2:00 p.m. Bring a sack lunch

**General Meeting** – 10:00 a.m., Coffee at 9:30 a.m.

**Board Meeting** – 10:00 a.m. – 12:00 p.m.

#### Custer Road United Methodist Church

6601 Custer Road, Plano, TX 75023

**Plano Satellite** – 7:00 p.m. – 9:00 p.m., Room B13

This is the newsletter of the Dallas Needlework and Textile Guild Chapter of "The Embroiderers' Guild of America, Inc."

**President:**

Randy Egeran  
email: [dntg.ega@gmail.com](mailto:dntg.ega@gmail.com)

**Membership:**

Paige Guillory  
email: [dntg.ega@gmail.com](mailto:dntg.ega@gmail.com)

**Newsletter:**

Elena Andrade  
email: [dntg.ega@gmail.com](mailto:dntg.ega@gmail.com)

General meetings are held at *The Church of the Holy Communion*, 17405 Murfield Drive, Dallas, on the second Thursday of the month with coffee at 9:30 a.m. and the general meeting at 10:00 a.m. Information and dates for these and other meetings will be listed in the calendar. Sew days are also held at *The Church of the Holy Communion* on all other Thursdays of the month from 10:00 a.m. – 2:00 p.m. Bring a sack lunch.

All EGA chapters have permission to reprint any original material contained herein. Any copyrighted material will be clearly marked and may not be reprinted without the author's permission. Proper credit is always appreciated.

The deadline for submission of written articles for publication in the newsletter is the 15th of the prior month.

## Plano Satellite

The Plano Satellite group meets on the second and fourth Mondays of most months at 7:00 p.m. at Custer Road United Methodist Church. The church is located at 6601 Custer Road in Plano. Entry to the building is through the far SE door on the corner: it faces the traffic signal at Custer and Cumberland. We meet in room B13 in the basement. Come join us for a fun evening of stitching!

Robin Caraway  
[rcarawaycpa@sbcglobal.net](mailto:rcarawaycpa@sbcglobal.net)

## Sampler Group

The Sampler Group is a part of the Dallas Needlework and Textile Guild dedicated to learning about and stitching newly designed samplers or antiques which have been reproduced for duplication. Members also enjoy stitching sampler related small items such as needlebooks, pincushions, and miniatures. The group meets monthly on the third Thursday of each month from 10:00 until 2:00 at Church of the Holy Communion.

The next meeting of the Sampler Group will be held on Thursday, July 20, 2023 from 10-2 at the Church of the Holy Communion. We will continue to share our knowledge and love of samplers and make plans for next year's meetings. Anyone interested is welcome.

Sampler Group members have selected a Quaker theme for 2024. We will investigate early and later Quaker samplers, and each member will challenge herself to stitching a Quaker design and incorporating it into a stitched piece... anything from a full sampler to a small pin keep.

The finished pieces of next year's Quaker Project will be displayed at the Spring Luncheon in May 2024. Please make plans to investigate Quaker patterns and select one that is of interest to you. The group will appreciate any information you learn while researching your project.

Linda Cox, Sampler Group Chairman



## Dallas Needlework and Textile Guild 2023-2024 Master Calendar

August 10, 2023	Board Meeting 10:00 AM
September 1-5, 2023	EGA National Seminar – “ <i>Boston Stitch Party</i> ” in Boston, MA
September 14, 2023	<b>Fall Welcome Coffee</b> at the Church of the Holy Communion – 10:00-noon General Meeting <b>EDUCATION</b> – Demonstration of Redwork with small kits available
October 12, 2023	General Meeting, Program TBD <b>EDUCATION</b> – Hemstitch taught by Cyndi Scott
October 25-26, 2023	Workshop – “ <b>Tri-Fold Carnation Sewing Case</b> ” taught by Catherine Theron
October 27-28, 2023	Workshop – <b>Flowers and Berries Sampler</b> taught by Catherine Theron
November 9, 2023	General Meeting, Program TBD <b>EDUCATION</b> –Battenburg Lace by Elena Andrade
November 23, 2023	<b>NO SEW DAY</b>
December 14, 2023	Holiday Party / General Meeting
December 28, 2023	<b>NO SEW DAY</b>
January 4, 2024	Board Meeting, 10:00 AM
January 11, 2024	General Meeting – “ <b>MAGIC Revealed</b> ” / Soup & Salad Luncheon <b>EDUCATION</b> –Needle Darning
January 17-21, 2024	<b>DN&amp;TG 30th Annual ReTreat</b> hosted by the Turtles at Tanglewood – 290 Tanglewood Cir, Pottsboro, TX 75076
January 18, 2024	<b>NO SEW DAY</b>
February 3, 2024	EGA sponsored “ <b>Stitch-in-Public Day</b> ”
February 8, 2024	General Meeting, Program TBD <b>EDUCATION</b> –Small Crazy Quilt Project
February 22, 2024	Board Meeting, 10:00 AM
February 22, 2024	Trinket Boxes with Round Lids (7 choices) by Cindy Hambrick

## Dallas Needlework and Textile Guild 2023-2024 Master Calendar

March 14, 2024	General Meeting, Program <b>EDUCATION</b> –Cross Stitch on Silk Gauze by Cyndi Scott
March 28, 2024	Christmas Ornaments (5 choices) by Cindy Hambrick
April 11, 2024	General Meeting – “ <b>Birthday Celebration</b> ” <b>EDUCATION</b> –How to make Journal Covers
April 18, 2024	2024-2025 Budget Proposal Meeting
May 2, 2024	Board Meeting, 10:00 AM
May 6-7, 2024	Workshop – <i><b>Turkish Delight</b></i> taught by Barbara Ellis
May 9, 2024	Annual Lunch and Induction of New Officers
June 10-16, 2024	SCR Region Seminar – “ <i>Dive into Stitching</i> ” in San Marcos, TX
August 12-18, 2024	EGA National Seminar – ‘Preserving Needle Arts’ in Atlanta GA
June 2025	SCR Region Seminar – Fort Worth TX
Summer 2025	EGA National Seminar – South Central Region

The purpose of the master calendar is to help our members see all upcoming DN&TG events in one place. The workshops of other guilds are being included in attempt to avoid scheduling conflicts. Events will be added as dates become available, so check your monthly newsletter for the most recent calendar.

### Education

### Region Representative

This year will be both demonstrations and classes.

- Sept 14 - After the welcome coffee I will do a demo of redwork. I will have small kits available for those who would like to try it.
- Oct 12 - Hemstitch stitch by Cyndi Scott
- Nov 9 - Battenburg Lace by Elena Andrade
- Dec 14 - no class - Christmas party
- Jan 11 - Needle Darning
- Feb 8 - Small crazy quilt project
- Mar 14 - Cross stitch on silk gauze by Cyndi Scott
- April 11 – Demonstration on how to make journal covers

Samples and signup sheets with costs will be at the September coffee.

Connie Litfin - Education

For Opportunity Knocks for next year, we will be going to the seashore to 'Dive Into Stitching' along with the region for the next Seminar. We are looking for anything that would relate to the shore, by the shore, or in the sea. Please think of small ornaments of water animals, fish, or other items that we could put on a small tree. Also consider seashore related items like lighthouses or beach items. We can also use any other stitching items related to the seashore, mermaids, or sea creatures.

Jo Ann Jackson  
Region Representative



## Upcoming Programs

Programs will be available at the September Coffee

June Roden - Programs

## Opportunity Knocks Winner



Dear Presidents – both the Present and Immediate Past President of DN&TG,

I want to thank your members - each and every one of you - who made me the happiest person at the seminar banquet when my name was drawn to win your basket. I have always had a fondness for strawberries. Now I have so many more reasons to enjoy them.

You all put in so much time and work on all the hand stitched pieces and finding other “strawberry” items to fill the tray and cake plate. I can’t imagine what security thought when the cake plate showed up on the X-ray of my suitcase. The jewelry is the first I have with strawberries so will wear each piece proudly.

I should name each item as each is special but there are so many that just know that I will enjoy and use all of them in the coming days.

Thank you again.

Janet Hill



### July

Katherine Woodward	7/1
Sue Cathcart	7/5
Jennifer Mullins	7/7
Janetta Williamson	7/9
Chris Wasson	7/13
Gwen Gibbs	7/14
Cyndy Kier	7/14
Shelly Miland	7/20
Dianne Bielstein	7/22
Deborah Morris	7/26
Cyndi Scott	7/26
Rebecca Morris	7/27
Valorie Russell	7/27
Stephanie Kolban	7/29

### August

Paula Millhollon	8/4
Teresa Murphy	8/4
Nancy Dickey	8/5
Bettye Baty	8/7
Mary Anne Durnin	8/12
Marty Anderson	8/13
Diane Almquist	8/14
Ursula Gross	8/15
Kathryn Bernstein	8/17
Carol Eix	8/17
Pat Goaley	8/17
Linda Gresham	8/19
Anna Todd	8/19
Judith McGraw	8/20
Laura Read	8/22
Sharon Davis	8/29

## Upcoming Workshops for 2023-2024



October 25-28-Catherine Theron is teaching two classes; deadline for signing up is September 4. Registration form is on below

25-26 is the Tri-Fold Carnation Sewing Case

27-27 is Flowers and Berries Sampler



May 6-7-Barbara Ellis Turkish Delight Necklace  
Registration Form Below

Learn different beading techniques while making a long necklace (78 inches) and a shorter necklace (18 inches). Choose from Ivory, Purple Haze, Midnight Clouds.

### Cindy Hambrick's Beaded Projects



February 22- Trinket boxes-these are round boxes with lids, 7 from which to choose. They are all basically the same technique.



March 28-  
Christmas ornaments-choose from her new ornaments-  
Santa, Penguin, Gnome Santa, Snowman, Peppermint Santa



Fall 2024-Gayle from Fancy Stitches; this is a one day class (1/2 day each); more details to follow

Santa by Gayle Stofft

Snowman by Sandra Gilmore

## Join Our Facebook Group



Come join our new **DNTG Facebook Group!** You'll be able to post pictures of your projects, talk to other stitchers and see what they're working on. If you can't attend an event, our

Facebook Group will have posts from our monthly Show & Tell, workshops and education classes. We'll also post upcoming activities on the Events page on our website [www.dntg.org](http://www.dntg.org).

It's easy to get started! You can search for Dallas Needlework (DNTG) on Facebook or scan the QR code.

Be sure to come back often to see what our chapter is doing and check out other DNTG members' posts featuring their projects and make comments.

Michelle Kocurek  
Technology Chairman



## Have you seen Our Website?



Visit our website at [www.dntg.org](http://www.dntg.org). It has information about our organization, workshops, education classes, photos, an interactive calendar, membership information, newsletters and even a member only section. It's even easy to use on your phone.

Michelle Kocurek  
Technology Chairman

## Winners At Seminar



Jo Ann Jackson won one of the door prize drawings, a basket of knitting threads, a couple of magazines, and a Knitting Needle Case

Michelle Kocurek won the Opportunity Knocks Basket created by the San Antonio Chapter.



## Thanks from Valorie Russell

Dear Friends,

I am so overwhelmed with gratitude by the immense outpouring of acknowledgement through your generous gifts that I received from you, my DN&TG friends. They are all wonderful!! I can't tell you how much I appreciate you all.

It has been my honor to serve as your South Central Region Director for the past two years. I am now looking forward to serving SCR in a different position and maybe getting more time to stitch!

Thank you all so much!  
Valorie



At the closing banquet at the recent SCR Seminar in Sugar Land, Valorie was presented with a collection of Poppies in all their varieties. Thanks for serving as the Region Director for the last two years. These added to her Poppy Collection.



Congratulations to Michelle Kocurek for being awarded one of the Heart in Hand Awards at this year's Seminar in Sugar Land. Here is the write up for her nomination.

- Michelle took on the task of Technology chair this year which encompasses our DNTG Gmail and zoom accounts, our website and Facebook page.
- This summer she did an intensive review of all SCR websites and redesigned the DNTG website [www.DNTG.org](http://www.DNTG.org) to be more informative and user-friendly (she had to learn our website software). It now includes an interactive calendar, information on our events, workshops, membership, meeting locations, our new charm program, maps, show 'n tell, DNTG state fair winners, DNTG's annual ReTreat, SCR and EGA seminars, newsletters, and a "members only" section that is password protected for our directory and forms.
- Michelle worked with Judy McGraw, our Membership chair, to create a digital version of our membership directory. We no longer have to print this for the membership. A version was created for computers and another for cell phones.
- The DNTG Facebook page was created by an individual member which caused issues with postings – so she deleted our old page, created a Facebook page with DNTG as the owner and then created a private Facebook Group page for Dallas Needlework where all of our members can post what they're working on. Michelle updates this each month with our Show 'N Tell, upcoming event information, social media posts, etc. Our goal was to

## Congratulations to Michelle Kocurek for Winning Heart in Hand

get 100 members for our group page. As of March, we had 115+ members and it continues to grow.

- This year we started advertising on Facebook. Michelle helped post and promote the ads on our Facebook page and Group page. She developed a social media calendar to make sure DNTG posts suitable content on a regular basis.
- 2023 Heart and Hand Award South Central Region – Embroiderers' Guild of America
- Michelle suggested and worked with the treasurer to make Zelle payments available for members.
- This year we participated in the Sewing Expo – we shared a booth with Ft. Worth EGA and Greater Dallas to promote DNTG/EGA to the general public. Michelle helped with this event.
- Michelle contacted the Houston Embroidery Guild chapter to discuss their charm program. She worked with Paige Guillory to develop a similar program for DNTG. It increased participation across the board at all events. After the pandemic, sew day attendance was often less than 10 people – general meetings were board members plus 1 or 2 others. DNTG now has an average of 20 people at sew days and 30 at our general meetings. DNTG has also seen an increase in participation in all of our events: workshops, education classes, Stitch-in-public day, chapter stitch-a-long, annual sampler project, and MAGIC to name a few. This was a great relatively lowcost program that made a significant impact for our organization.
- The sewing Expo brought in 2 new members, Facebook ad campaigns brought in 16, a new library display program (promoted on the



## EGA GCCs and Lightning Rounds Registration Ends August



Cosmos  
By Kim Sanders



Snowflake Ball By  
By Denise Harrington Pratt



White on White Crazy  
Quilted Wall Piece  
By J. Marsha Michler



Taming The Stash Monster  
By Laura Smith



Bargello and Design  
By Gail Stafford

## Catherine Theron Two-Day Workshop Tri-Fold Carnation Sewing Case October 25-26, 2023

Carnations in flower lore represent maternal love. This pocket-sized case, worked on 32-count linen with silk threads in shades of red and green with accents in brown, highlights some of the varied shapes and counted stitches used throughout history to depict the carnation.

The front cover has a single stylized carnation. The back and inner covers feature variations of this flower. Two diagonal inside pockets feature more stylized depictions of the carnation, and the final inner panel holds a pin cushion. A Queen Stitch scissor fob finishes off the carnation theme. The two spine areas are used for personalization.

Stitches include Queen, Florentine, Outline, Smyrna Cross, Satin Cushion, Double Running, Petit Point, Palestrina Knot, Satin, and Cross Stitch over One.

**Level:** Intermediate      **Design Area:** 9-5/8" x 2-3/4"  
**Kit Fee:** \$135              **Folded:** 2- 3/4" square x 3/4" deep

The deadline for registration is  
September 4, 2023.

**Kit Contents:** 32-count linen fabric, silk threads, color copies, charts, instructions, stitch diagrams, detailed finishing instructions, practice fabric, various tapestry & sharp needles, batting, interfacing, Skirtex, ribbon, cardstock, Ultrasuede, Mother-of-Pearl button, and beads



**Name:** \_\_\_\_\_ **EGA #:** \_\_\_\_\_

**Address:** \_\_\_\_\_

**City:** \_\_\_\_\_ **State:** \_\_\_\_\_ **Zip:** \_\_\_\_\_

**email:** \_\_\_\_\_ **Phone:** \_\_\_\_\_

Your kit fee is your **non-refundable** deposit.

You can pay by check (to DNTG) or **ZELLE:** [dntg.treas@gmail.com](mailto:dntg.treas@gmail.com)  
**REQUIRED FOR ZELLE:** In the Memo field: **Catherine Theron Tri-Fold Case**

**Payment Method**  
(circle one)  
**Check      ZELLE**

**This form must be submitted to be registered for the class.**

**Mail to:** Marty Anderson, 4003 Rolling Knolls, Parker TX, 75002  
**email:** [dntg.ega@gmail.com](mailto:dntg.ega@gmail.com)

## Poppy Seed Cake From Cyndi Scott

### RECIPE —

#### Poppy Seed Cake

1 package yellow cake mix  
 1 package instant vanilla pudding mix  
 Add:  
 2/3 cup oil (Crisco or your favorite)  
 4 eggs  
 1 teaspoon vanilla  
 ¼ cup poppyseeds soaked in 2/3 cup hot water (just to soften them, about 5 minutes)  
 Mix all together. Pour into a bundt pan or angelfood cake pan.  
 Bake at 350 for 40 to 45 minutes or until knife inserted in the center comes out clean.  
 Let cool slightly. Loosen edges and invert onto serving plate.

## Chapter's Gift to President Paige Guillory



The Chapter presented the three Mandala Balls to Paige Guillory to thank her for serving as President for the last year. Paige has a love for Mandala types of needlework.

## EGA Online Classes

Have you tried any of the EGA Online Classes. These are the next three that are available (More information at: <https://egausa.org/online-studio-classes-kat-diuguid-catherine-jordan-terri-bay-dawn-fisher/>)

Jonalene Gutwein  
 Counted Thread and  
 Lacis Bell Pull

Registration June 7-  
 July 5

Class September 6 –  
 December 13



## Texas State Fair

Have you entered the Texas State Fair?

ENTERING AN ARTS & CRAFTS CONTEST IS AS EASY AS...

1. CHOOSE A CONTEST The Fair has 14 different contests ranging from photography to scale models.
2. PICK A CATEGORY Each contest has a variety of different categories that target different age groups and crafting skills.
3. REGISTER ONLINE Simply go to [www.BigTex.com/Creative](http://www.BigTex.com/Creative) and find the registration button to register your creative masterpiece(s).
4. DROP YOUR ENTRIES OFF All entries must be dropped off at the Creative Arts Building in Fair Park between Friday, August 4, and Sunday, August 6, 2023, for judging.

Winning entries will be announced via email on August 23, 2023 and displayed in the Creative Arts Building during the run of the Fair. Contestants will pick up any non-winning entries before the Fair and winning entries will be picked up after the Fair.



## Catherine Theron Two-Day Workshop A Band Sampler for Spring October 27-28, 2023

Worked on 32-count linen with silk threads, this small band sampler incorporates various embellished Double Running Stitch patterns featuring fanciful flowers, leaves, strawberries, and peapods.

Stitches used include Double Running, Detached Buttonhole, Trellis, Spiral Trellis, Double Italian Cross, Roman, Long-Arm Cross, Small Rice Stitch, Diagonal Princess Stitch, Satin, Queen, Montenegrin, And Petit Point

Finished design size is approximately 4" X 13" high.

**Level:** Intermediate-Advanced

**Design Area:** 4" x 13"

**Kit Fee:** \$135

**Kit Contents:** 32-count linen fabric cut 11" x 18"  
Silk threads, color copies, charts, instructions,  
stitch diagrams, practice fabrics and threads,  
various tapestry & sharp needles

**The deadline for registration is September 4, 2023.**

**Name:** \_\_\_\_\_

**email:** \_\_\_\_\_

**Address:** \_\_\_\_\_

**City:** \_\_\_\_\_ **State:** \_\_\_\_\_ **Zip:** \_\_\_\_\_

Your kit fee is your **non-refundable** deposit.

You can pay by check (to DNTG) or **ZELLE:** [dntg.treas@gmail.com](mailto:dntg.treas@gmail.com)

**REQUIRED FOR ZELLE:** In the Memo field: **Catherine Theron band sampler**

**This form must be submitted to be registered for the class.**

**Mail to:** Marty Anderson, 4003 Rolling Knolls, Parker TX, 75002  
Email [dntg.ega@gmail.com](mailto:dntg.ega@gmail.com)

**Payment Method**  
(circle one)

**Check**    **ZELLE**



## A Stitching Love Story

Here's another great way to earn you "Exhibit" charm this year. This is a great event to showcase your work in a historic home in Fort Worth. It's fun to see everyone's pieces in a home setting.



Please confirm your participation by emailing [needleartlovestorycvb@gmail.com](mailto:needleartlovestorycvb@gmail.com). We don't need to know **what** you will be sharing at this time but **if** you will be exhibiting in the show. The dates for the show follow:

### LOCATION AND DATES FOR THE EXHIBITION!!!

#### LOCATION:

McFarland House 1110 Penn Street, Fort Worth 76102

#### DATES OF THE PUBLIC EXHIBIT:

October 4-October 8, 2023

#### Schedule for the exhibit:

**Sunday, October 1:** Deliver labeled needle art (including designer's name for each piece, if known) to **McFarland House (1110 Penn Street) 11:00-4:00.**

**The committee decided that items must be at McFarland House on Sunday, October 1 to be displayed in the exhibit. Items displayed must be personally delivered and retrieved from McFarland House.**

**Wednesday, October 4:** Party with the Stitches 5:00-7:00 at **McFarland House**

Honoring Featured Stitcher Kendal Perryman,  
Participating Stitches, Sponsors and Donors

Guests: \$75 Participating Stitches: \$50

Exhibit Tickets are \$20

**Thursday, October 5:** Open to the Public 10:00-4:00

**Friday, October 6:** Open to the Public 10:00-4:00

**Saturday October 7:** Open to the Public 10:00-4:00

**Sunday October 8:** Open to the Public 12:00-4:00

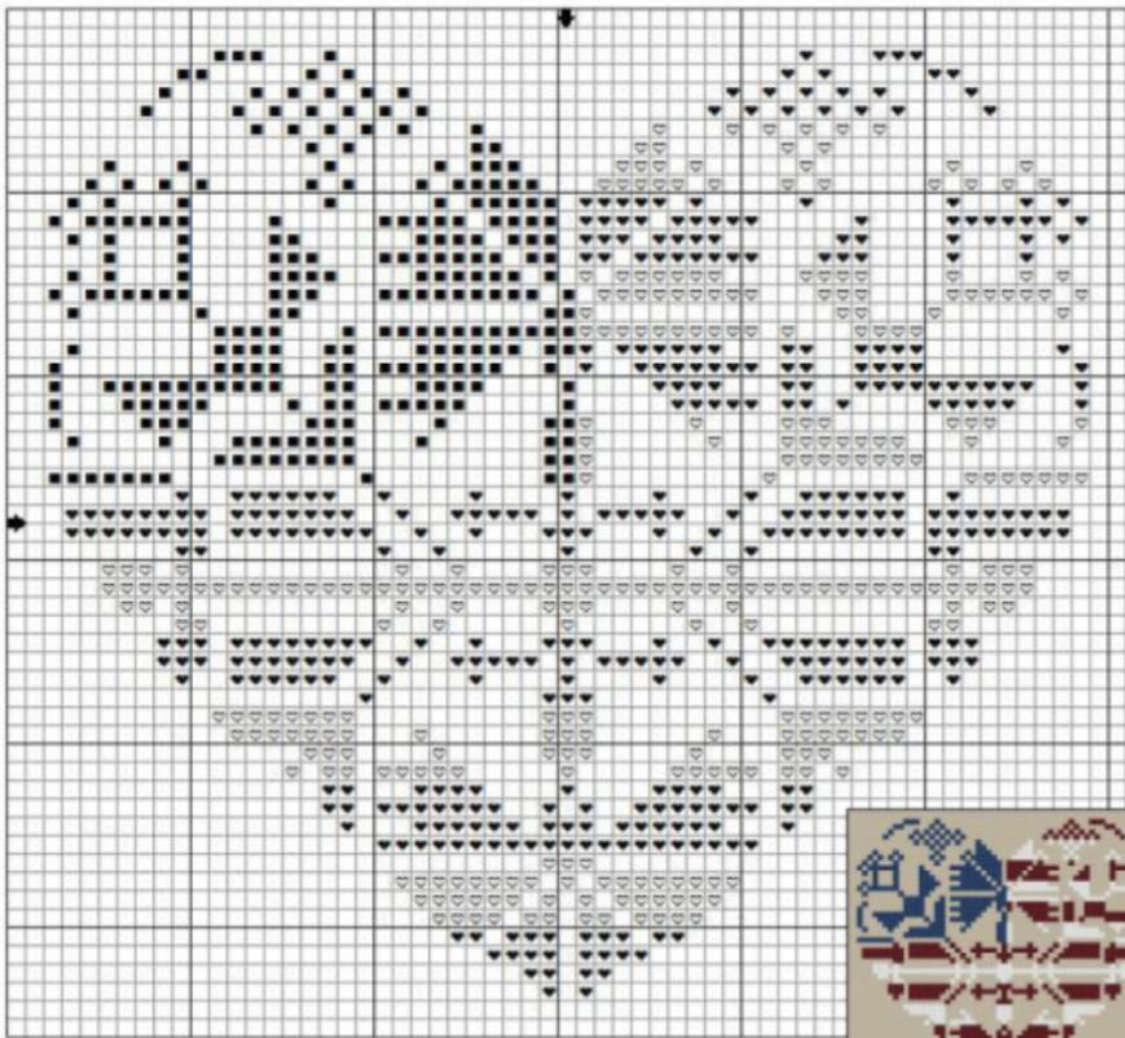
**Tuesday, October 10:** Pick Up Items at **McFarland House** 10:00-5:00

HAPPY STITCHING!!!!

A Chart for You

# 4<sup>th</sup> of July 2010

## Quaker Style



HDF Colors

- ♥ Old Maid Of the Heart
- ◇ White
- Blueberry Soup



AuryTM

©2010 All Rights Reserved

**Barbara Ellis**  
**Turkish Delight**  
**May 6-7, 2024**



**Registration Deadline:**  
**March 24, 2024**

This is a dual-strand infinity style necklace that focuses on multi-rope variations that are connected using coin pearls and jewel stones. Sections of the necklace are created one at a time and connected to create one 78" long necklace and one shorter 18" necklace finished with a charm and drop focal piece. These ropes are really fun to create and there will be several kits to choose from including purple haze, ivory coast, and midnight clouds.

**Technique:** Bead Weaving

**Design Area:** 18" - 78"

**Proficiency Level:** Intermediate

**Kit Cost:** \$125.00

**Pre-Work:** Optional

**Kit Contents:** Gemstones, decorative drop, connectors, coin pearls, 15/0 seed beads, 11/0 seed beads, accent crystals, clasp.

**Student Provides:** Fireline (6 lb.) or One-G thread, size 10 and 12 beading needles, usual beading supplies, light and magnification if needed.

**Color Choices** – Purple Haze, Ivory Coast or Midnight Clouds

**Name:** \_\_\_\_\_ **EGA #:** \_\_\_\_\_

**email:** \_\_\_\_\_ **Phone:** \_\_\_\_\_

**Address:** \_\_\_\_\_

**City:** \_\_\_\_\_ **State:** \_\_\_\_\_ **Zip:** \_\_\_\_\_

**Select One:**  Purple Haze  Ivory Coast  Midnight Clouds

**Payment Method (circle one)**

**Check    ZELLE**

Your kit fee is your **non-refundable** deposit.

**There is a \$20 additional charge for non-chapter members. No ghosts are allowed for this class.**

You can pay either by check payable to DNTG or **ZELLE** to: [dntg.treas@gmail.com](mailto:dntg.treas@gmail.com)

**REQUIRED FOR ZELLE:** In the Memo field, please type: **Turkish Delight**

**This form must be submitted to be registered for the class.**

**Mail to:** Cyndi Scott, 6817 Riverchase Trail, Denton, TX, 76210

**email:** [dntg.ega@gmail.com](mailto:dntg.ega@gmail.com)



The Royal School of Needlework has created an online resource for finding stitches. Here is the information that they posted on their website: <https://www.rsnstitchbank.org/>

The **Royal School of Needlework** was founded in 1872 with a mission to preserve the art of hand embroidery.

To mark its 150th anniversary the RSN is launching the **RSN Stitch Bank** to continue this mission. The RSN Stitch Bank aims to digitally conserve and showcase the wide variety of the world's embroidery stitches and the ways in which they have been used in different cultures and times.

Launching with an initial 150 stitches, the RSN Stitch Bank is an ongoing project. More stitches will be added regularly and the RSN will be working with partners around the world to include stitches from different traditions.

For each stitch we need to:


- Film and edit a video demonstrating the making of the stitches.
- Create step by step text, illustrations, and photos of the stitch's construction.
- Research a short history of the stitch and its use.
- Create an icon to help identify a stitch at a glance.
- Classify the stitch according to the taxonomy we are developing for the project.
- Select items from the RSN Collection which show this stitch in use and photograph the piece as a whole and of the stitch close up.

## Ways and Means Sharing. Learning. Giving.

DN&TG provides many opportunities to share our talents, learn from each other and give our time and our gifts to help make a positive impact on our community!

### RETAIL PROGRAMS

Please sign up for DN&TG reward money...

1.  Community Rewards - link your card to DN&TG by entering number **62238**



## Thoughts and Prayers

Please keep these members in your thoughts and prayers.



Please keep all members safe  
 Dotty Rowan  
 Gwen Gibbs  
 Diane Church  
 Coleen Scarborough  
 Judith McGraw  
 Karen Dittmar  
 Dwana McGee  
 Faye Crawford  
 Gail Brown  
 Debbie Morris



## Membership

### New Members:

Your membership number will be sent to you directly from EGA. Please forward this number to [dntg.ega@gmail.com](mailto:dntg.ega@gmail.com) so that our records will show you are qualified to participate in all the FUN stuff offered through DN&TG!!!

### All Members:

CHANGES! If ANY of your information changes, please remember to contact me at [dntg.ega@gmail.com](mailto:dntg.ega@gmail.com) to insure you receive the latest and greatest news from DN&TG. You must also contact Tonya Parks at EGA National, [typarks@egausa.org](mailto:typarks@egausa.org) or call 502-589-6956, to ensure you continue to receive your local, Region and National EGA communications and publications. IT IS YOUR RESPONSIBILITY TO MAKE THESE CHANGES TO RECEIVE ANY AND ALL COMMUNICATIONS FROM EGA.

### Bring a Friend!

Your name will go in a drawing for each and every one of your friends that joins DN&TG during the year. What does that mean? You have a great chance to win a year's **FREE** membership!

### Come to our General meetings!

Great friends, delicious refreshments and outstanding programs! And... just be attending, you may be the lucky one that receives a small prize. Service length pins are available at the membership "Welcome" table. Don't forget to wear your name tag.

Paige Guillory  
Membership Chairman  
[dntg.ega@gmail.com](mailto:dntg.ega@gmail.com)




## New Members

A warm welcome our new members. When you see them, please welcome them to DNTG. For updates to the 2022-2023 Membership Directory, go to [www.dntg.org](http://www.dntg.org). There have been 15 new members this year. Welcome them when you see them.



## DN&TG Nametag



Blue = DMC 824

Red = DMC 816

**Dallas Needlework and Textile Guild  
Embroiderers' Guild of America (EGA) South Central Region (SCR)  
Membership Form – 2023-2024**

<p><b>\$64 – DN&amp;TG Primary</b></p> <p>_____ New EGA / DNTG member</p> <p>_____ Renewing DNTG member</p> <p>_____ EGA member / new DNTG Primary</p>	<p><b>\$20 – Plural inside SCR / \$25 – Plural outside SCR</b></p> <p>_____ Plural Member</p> <p>Primary Chapter: _____</p>
--	---

Name: \_\_\_\_\_ EGA #: \_\_\_\_\_

Address: \_\_\_\_\_

City: \_\_\_\_\_ State: \_\_\_\_\_ Zip: \_\_\_\_\_

Phone: \_\_\_\_\_ (H) \_\_\_\_\_ (C) \_\_\_\_\_

email: \_\_\_\_\_

Birthday (Month and Day): \_\_\_\_\_ Referred by: \_\_\_\_\_

How long have you been stitching and what is your stitching passion? \_\_\_\_\_

\_\_\_\_\_

Questions or Suggestions? \_\_\_\_\_

\_\_\_\_\_

Guests are welcome to attend three general meetings, sew days or satellite meetings  
after which we invite you to become a dues-paying member!

**Mail this form to:**

Paige Guillory, Membership Chairman  
3407 Skyline Drive, Plano TX 75025  
[dntg.ega@gmail.com](mailto:dntg.ega@gmail.com)

**Payment Method (circle one)**

**Check    ZELLE**

**Annual dues are payable by May 1<sup>st</sup> of each year.**

**Payable by check to DNTG or ZELLE: [dntg.treas@gmail.com](mailto:dntg.treas@gmail.com)**

**REQUIRED FOR ZELLE:** In the Memo field, indicate the event you are paying for – Membership Dues

---

**Dallas Needlework & Textile Guild**

---

c/o Elena Andrada  
2 Savannah Court  
Frisco, TX 75034