



The Needle Knows

Dallas Needlework and Textile Guild
South Central Region



<http://www.DNTG.org>

From the President

It's summer! Just the mention of the word makes me think about having the kids home from school, getting together to do outdoor activities, and vacation with the family. Others may have major life events during this time like weddings, moving to a new home or even welcoming a new addition to the family. All of this time we're spending with our families right now are fun memories we'll laugh about and cherish for years to come.

My family and friends are the main reason why I do needle arts. I love to make things for all of the special people in my life. It could be a wedding sampler, a birth announcement, a piece of jewelry, anything with koi fish or cows (for my kids), a beaded purse for my mom, or even an ornament. People love to receive the beautiful things we make. It doesn't have to be perfect. It doesn't have to be big. It doesn't even have to be something that requires a high level of skill. It just has to be from the heart.

So, this summer, be creative. Stitch a piece for someone you love. It may become the recipient's favorite item or a reminder of your friendship. I'm sure many of you have seen the Tuscan mandala I finished last year. My husband and I went to Italy for our 20th wedding anniversary. It's a beautiful piece of art that reminds both of us of the wonderful trip we spent together that year.

If you're proud of the work you do, don't be afraid to show it off! Registration for the State Fair of Texas Arts & Crafts contest is now open. The deadline for entry is **July 25th**.

You can register at www.bigtex.com/creativearts. Join the many members of our guild who win ribbons each year. Share your special talent so everyone can enjoy your art.

Have a great summer!

Paige Guillory



Calendar

July

- 1 Membership Dir. deadline
- 7 **NO Sew Day**
- 11 Plano Satellite
- 14 Sew Day
- 21 Sew Day
- 25 Plano Satellite
- 28 Sew Day

August

- 4 Sew Day
- 8 Plano Satellite
- 11 Sew Day / Board Mtg.
@ 10 AM
- 18 Sew Day
- 22 Plano Satellite
- 25 Sew Day
- 24-28 EGA National Seminar –
"Broadway Bound"

The Church of the Holy Communion

17405 Muirfield Drive, Dallas, TX 75287

Sew Days – 10:00 a.m.-2:00 p.m. Bring a sack lunch

General Meeting – 10:00 a.m., Coffee at 9:30 a.m.

Board Meeting – 10:00 a.m. – 12:00 p.m.

Custer Road United Methodist Church

6601 Custer Road, Plano, TX 75023

Plano Satellite – 7:00 p.m. – 9:00 p.m., Room B13

This is the newsletter of the Dallas Needlework and Textile Guild Chapter of "The Embroiderers' Guild of America, Inc."

President:

Paige Guillory
email: paige.guillory@verizon.net

Membership:

Judy McGraw
email: judithmcgraw65@yahoo.com

Newsletter:

Jo Ann Jackson
email: jajmj@gmail.com

General meetings are held at *The Church of the Holy Communion*, 17405 Murfield Drive, Dallas, on the second Thursday of the month with coffee at 9:30 a.m. and the general meeting at 10:00 a.m. Information and dates for these and other meetings will be listed in the calendar. Sew days are also held at *The Church of the Holy Communion* on all other Thursdays of the month from 10:00 a.m. – 2:00 p.m. Bring a sack lunch.

All EGA chapters have permission to reprint any original material contained herein. Any copyrighted material will be clearly marked and may not be reprinted without the author's permission. Proper credit is always appreciated.

The deadline for submission of written articles for publication in the newsletter is the 15th of the prior month.



Plano Satellite

The Plano Satellite group meets on the second and fourth Mondays of most months at 7:00 p.m. at Custer Road United Methodist Church. The church is located at 6601 Custer Road in Plano. Entry to the building is through the far SE door on the corner: it faces the traffic signal at Custer and Cumberland. We meet in room B14 or B15 in the basement. Come join us for a fun evening of stitching!

Robin Caraway
rcarawaycpa@sbcglobal.net

Sampler Group

Sampler Group will meet from 10:00 a.m.-2:00 p.m. at the Church of the Holy Communion this summer on the 2nd Thursday of the month: **July 14** and **August 11**. We'll resume our regular schedule at Creative Stitches in September.

This year we've selected "Stitch the Strawberry Design of Your Choice" as the 2022-23 group project. There is a variety of patterns to choose from, and sampler members will assist anyone who would like to participate by making pattern suggestions and providing advice based on previous stitching and finishing experience.

Sampler Group meets from 10:15 a.m.-2:00 p.m. on the third Wednesday September-May at *Creative Stitches and Gifts*, 12817 Preston Road, No. 137, Dallas, TX 75230.

The 2022-2023 meeting dates are:

September 21	December 21	March 15
October 19	January*	April 19
November 16	February 15	May 17

* No sampler meeting due to our annual ReTreat at Tanglewood.

Attendees are asked to refrain from wearing cologne and be respectful of the generous use of classroom space granted to us from Creative Stitches. If you're interested in joining Sampler group, contact Linda Cox for more details.

Linda Cox
lindarcox@earthlink.net



Dallas Needlework and Textile Guild 2022-2023 Master Calendar

July 7, 2022	NO SEW DAY
July 14, 2022	Sampler Group meeting at the Church of the Holy Communion
August 11, 2022	Board Meeting 10:00 AM / Sampler Group meeting
August 24-28, 2022	EGA National Seminar – “Broadway Bound” in New York City, NY
September 8, 2022	Fall Welcome Coffee at the Church of the Holy Communion – 10:00-noon General Meeting – MAGIC Check-in and Kick-off of two yearlong projects <i>Christmas Rounds Four</i> (canvas) and <i>Mini Stockings</i> (beaded) Education – “Show us your Stitching Kit” – see what other members have in their stitching toolbox and why
September 20-21, 2022	Workshop – “ Corncockle and Dragonfly ” Stumpwork and Surface Embroidery taught by Jane Nicholas
October 6, 2022	NO SEW DAY
October 13, 2022	Meeting Location moved to Michelle Kocurek’s home: Museum Tower, 1918 N Olive Street, Dallas 75201 General Meeting – Aztec Scissor Case by Kate Gaunt (canvas) Education – Learn how to do the book binding stitch to insert leaves in a needle book
November 10, 2022	General Meeting – Lecture & Project: <i>Perforated Paper Needlework 1840-1900</i> Education – Cover a button with your cross stitched initial
November 24, 2022	NO SEW DAY
December 8, 2022	Holiday Party / General Meeting at the home of Judy McGraw
December 22, 2022	NO SEW DAY
December 29, 2022	NO SEW DAY
January 5, 2023	Board Meeting, 10:00 AM
January 12, 2023	General Meeting – “ MAGIC Revealed ” / Soup & Salad Luncheon
January 18-22, 2023	DN&TG 30th Annual ReTreat hosted by the Stitching Chicks at Tanglewood – 290 Tanglewood Cir, Pottsboro, TX 75076
January 19, 2023	NO SEW DAY
February 4, 2023	EGA sponsored “ Stitch-in-Public Day ”
February 9, 2023	General Meeting – “ Best of Friends ” Strawberry by Barbara Jackson (linen) Education – Make a strawberry. Stuff, decorative stitch over the seam and add the top

Dallas Needlework and Textile Guild 2019-2020 Master Calendar

February 23, 2023	Board Meeting, 10:00 AM
March 9, 2023	General Meeting – Lecture & Project: <i>Quaker Schoolgirl Needlework in 17th Century London</i> Education – Make a pincushion with sections that have a decorative stitch over the seams, top and bottom
April 13, 2023	General Meeting – “Birthday Celebration” Education – Make a scissor holder
April 20, 2023	2023-2024 Budget Proposal Meeting
April 27-28, 2023	Workshop – “Ribbon Embroidery” taught by Audra Kennedy
May 4, 2023	Board Meeting, 10:00 AM
May 11, 2023	DN&TG May Luncheon & Installation of Officers for 2023-2024 – 11:00 AM
June 2023	SCR Region Seminar – Houston, TX
September 4-8, 2023	EGA National Seminar – “Boston Stitch Party” in Boston, MA
June 2024	SCR Region Seminar – “Dive into Stitching” in San Marcos, TX

The purpose of the master calendar is to help our members see all upcoming DN&TG events in one place. The workshops of other guilds are being included in attempt to avoid scheduling conflicts. Events will be added as dates become available, so check your monthly newsletter for the most recent calendar.

Education

Sept – **“Show us your Stitching Kit”** – see what other members have in their stitching toolbox and why.

Oct – Learn how to do the bookbinding stitch to insert leaves in a needle book.

Nov – Cover a button with your cross stitched initial or small design to use to personalize an ort container, scissor fob or project bag.

Feb – Make a wool strawberry, stuff and use a decorative stitch over the seam.

Mar – Make a reproduction of a vintage pincushion. This may take two sessions.



Upcoming Programs

Sept – MAGIC Check-in and Kick-off of two yearlong projects: *Christmas Rounds Four* (canvas) and *Mini Stockings* (beaded)



Oct – *Aztec Scissor Case* by Kate Gaunt (canvas)

Nov – Lecture & Project: *Perforated Paper Needlework 1840-1900*



Dec – Holiday Party, bring a new toy for our annual toy drive



Jan – MAGIC / Soup & Salad Luncheon

Feb – *Best of Friends* Strawberry by Barbara Jackson (linen)

Mar – Lecture & Project: *Quaker Schoolgirl Needlework in 17th Century London*



Apr – Birthday Celebration for everyone! Bring a \$20 stitching related gift if you want to participate in our birthday gift exchange.

Installation of New Board Luncheon

May – Luncheon and installation of new officers, presentation of sampler group project, and show and tell.



July

Katherine Woodward	1
Sue Cathcart	5
Jennifer Mullins	7
Jeanetta Williamson	9
Chris Wasson	13
Gwen Gibbs	14
Cyndy Kier	14
Laurie Hamic	17
Jane Bauch	22
Dianne Bielstein	22
Deborah Morris	26
Cyndi Scott	26
Rebecca Morris	27
Valorie Russell	27
Stephanie Kolban	29

August

Joellen Brill	3
Paula Millhollon	4
Bettye Batty	7
Marty Anderson	13
Diane Almquist	14
Ursula Gross	15
Carol Eix	17
Patricia Goaley	17
Laurie Hinrichs	18
Judy McGraw	20
Laura Ocana	22
Sharon Davis	29

Jane Nicholas' Corncockle and Dragonfly Workshop Stumpwork and Surface Embroidery September 20-21, 2022

This small stumpwork panel was inspired by an illuminated page of a medieval manuscript. Worked on ivory satin, this design features the Corncockle, *Agrostemma githago*, a summer-flowering wild flower, with detached reddish-purple petals and long leafy sepals worked with wire and needle weaving.

The panel also contains a broad-bodied dragonfly, *Libellula quadrimaculata*, with detached gauzy wings and a padded leather abdomen, a shiny blue beetle and a tiny red ladybird, both with raised detached wings. The botanical name may be embroidered at the base of this specimen.

Design Area: 3" x 7"

Kit Fee: \$65

Kit Contents: instructions, project diagrams, photograph, tracing paper, ivory satin, quilters muslin, fabrics for applied and detached elements, Soie d'Alger silk threads, unusual rayon, silk and metallic threads, beads, leather and colored wires).

List of what student provides will be given after class registration.



The deadline for registration is August 15, 2022.

Name: _____ EGA #: _____

email: _____ Phone: _____

Address: _____

City: _____ State: _____ Zip: _____

Payment Method (circle one)

Check ZELLE

Your kit fee is your **non-refundable** deposit.

There is a \$20 additional charge for non-chapter members. No ghosts are allowed for this class.

You can pay either by check payable to DNTG or ZELLE to: dntg.treas@gmail.com

REQUIRED FOR ZELLE: In the Memo field, indicate the event you are paying for – Jane Nicholas workshop

This form must be submitted to be registered for the class.

Mail to: Marty Anderson, 4003 Rolling Knolls, Parker, TX, 75002



Join Our New Facebook Group



Come join our new DNTG Facebook Group! You'll be able to post pictures of your projects, talk to other stitchers and see what they're working on.

If you can't attend an event, our Facebook Group will have posts from our monthly Show & Tell, workshops and education classes. We'll also post upcoming activities on the Events page.

It's really easy to get started! You can search for **Dallas Needlework (DNTG)** on Facebook or go to:

<https://www.facebook.com/groups/383456110421070/>

Be sure to come back often to see what our chapter is doing, and check out other DNTG members' posts featuring their projects and make comments.

Michelle Kocurek
Technology Chair

September Program

Attention all MAGIC participants!

At the September 2022 general meeting, we will have a check-in on your progress on your 2022 MAGIC projects. Bring your projects to share during Show & Tell and let us know how you are doing on your stitching goals. There may just be a surprise for those who bring their projects to share!

As a reminder, we will conclude the 2022 MAGIC program at our January 2023 general meeting when we'll celebrate all those completed projects with prizes and other goodies. If you have any questions on the program, please contact me.

Keep stitching!

Karen Hamilton
Programs Chairman
zhmk31@gmail.com

2022-2023 Stitch-a-Long Projects

A Christmas Rounds (canvas) & Mini Stocking Trio (beaded)

This year you can participate in two different yearlong stitch-a-long projects – **Christmas Rounds** by Needle Delights, and **Mini Stocking Trio** by Thread A Bead. We'll start these projects in September. Kits will be distributed at the Welcome Coffee or can be mailed for an additional fee. You must be a current member of DN&TG to sign up. If you are not a member, please visit www.dntg.org for membership information / form.

Return this form along with your payment to: Karen Hamilton, 2318 Evergreen St., Carrollton, TX 75006

Payment: Check payable to DNTG or ZELLE to: dntg.treas@gmail.com

REQUIRED FOR ZELLE: In the Memo field, indicate which program you are paying for: Christmas Rounds or Mini stocking trio. **You MUST make a separate payment for each SAL.**

Name: _____ **EGA #:** _____

email: _____ **Phone:** _____

Address: _____

City: _____ **State:** _____ **Zip:** _____

Payment Method (circle one)

Check ZELLE

Registration Deadline: July 31, 2022



Christmas Rounds		
Kit for Christmas:		
Rounds 1	\$43.00	\$ _____
Rounds 2	48.00	\$ _____
Rounds 3	46.00	\$ _____
Rounds 4	57.00	\$ _____
Mailing Fee (optional)	7.50	\$ _____
TOTAL ENCLOSED:		\$ _____

Beaded Mini Stocking Trio		
Kit Includes: beads and printout. Each participant must order their own PDF pattern from the <i>Thread A Bead</i> website. We will be getting a 50% discount on the PDF patterns; DO NOT order the pattern until you receive the discount code.		
Kit Fee: (set of 3)	\$40.00	\$ _____
Mailing Fee (optional)	7.50	\$ _____
TOTAL ENCLOSED:		\$ _____

You will receive a confirmation email from Karen that your registration has been received.
 Questions? Please email Karen at: zhmk31@gmail.com

2021-2022 President's Gift



Thank you so much for the beautiful piece you stitched for me. The *Octopus Treasure Cave* by Chatelaine is gorgeous. It is hanging in my bedroom so I can see it every day.

I really enjoyed serving as your president this past year. I would like to thank my board again for an amazing year we had. I am looking forward to another fun filled year of stitching with our chapter.

Happy Stitching,
Michelle Kocurek



Arrangements

The Welcome Coffee will be held Sept. 8, 2022 at the Church of the Holy Communion. Judy McGraw has graciously offered to host our Holiday Party.

I need people to volunteer to bring refreshments to our General Meetings. I'd like to have 3-4 people per month. If you can bring refreshments, please contact me at 214-794-4579.

June Roden

Oct: Connie Litfin, Elena Andrade,
Michelle Kocurek

Nov: Jan Goss

Jan: Judy McGraw, Lynn Engelbrecht

Feb: Gail Berman

Mar: Linda Cox, Valerie Russell

Apr: Open

Passport SAL

Over the past few months, we traveled to Greece, France, Hungary, Italy, and Romania. We learned some fun facts about each country and practiced some stitches associated with each. We had a fun trip! Thank you to all who participated.

Cyndi Scott
Programs Chairman



Volunteer with us

Sampler Group – 2021-2022 Group Project

Thirteen members of the Sampler Group participated in stitching the 2021-22 group project, *A Happy Life Sampler* designed by Lori Markovic of La-D-Da Designs.



EGA GCCs and Lightning Rounds Registration Ends August 31st



Fall Colors.
A Study in Rozashi
with Margaret Kinsey



Mythical Myrtle
with
Barbara Kershaw



Hearts for You
with Denise Harrington Pratt



Avondale
with Carol Currier



Symphony
with
Barbara Kershaw

Birds of a Feather Stitch Together ReTreat 2023 January 18-22, 2023

It's time to make your reservation for DNTG's 30 th ReTreat at Tanglewood! The Stitchin' Chicks are eggcited to welcome you back, and we hope you all are ready for a relaxing, fun time!

Your deposit of \$100 along with your completed registration form, included in the newsletter, is due by Friday, October 7, 2022. The balance is due no later than December 9, 2022. At this time, payment may be made by check only. Please remember your reservation will not be confirmed until receipt of your completed registration form!

We are also happy to announce that a Stitching room will be provided again this year for early arrivals on Tuesday, January 17 th ! Your cost is \$89 per night plus tax and resort fees. All early reservations must be made directly with Tanglewood Reservations and are not included in your DN&TG ReTreat payment.

Now's the time to clean out your stash and make plans to bring any unwanted items to ReTreat! It's always so much fun to browse the Stash table and find a new project waiting there just for you! Remember, your "trash" may be someone else's treasure!

The Stitchin' Chicks are eggstatic to be hosting the 30 th Retreat and look forward to having lots of stitchers in the flock! See you in January!!!



From the Region Director

The EGA Product Sales and Design Committee wants to share the process for having a logo approved. Logos can be for chapters, regions, seminars, or special projects.

The EGA Product Sales and Design Committee is a group of 8 individuals from across the USA. All are chapter members, some are officers, and still others are EGA officials. The purpose of the committee is to review logos proposed by chapters, regions, seminars, and other entities. AliceRae Kutish (kutish3216@aol.com) is the contact person.

The process to have a logo approved is for the group requesting approval to use a logo submits it to AliceRae Kutish at kutish3216@aol.com. She passes it on to the Product Sales and Design Committee for review and comments. The committee reviews the logo's appropriateness according to EGA brand standards. Usually within 5 days a decision is made and sent back to the group which requested it. If there are questions about the logo or suggestions about ways to change it they are sent to the requesting group ASAP. If needed a group has a chance to redesign the logo or explain why it should remain as originally submitted.

State Fair Entries

If you plan to enter a selection in the County or State Fair in you state this fall, please take a picture of the piece before you send the piece in. If you receive a ribbon for the selection, send the Fair, picture and ribbon awarded to the Newsletter Editor so we can share your accomplishments in the Newsletter and on our improved website.

Thanks

Jo Ann Jackson
Newsletter Editor
jajjmj@gmail.com

30th Annual ReTreat Registration Form

January 18-22, 2023

Name: _____ EGA #: _____

Address: _____ City _____ State _____ Zip _____

Email: _____ Phone: _____

I stitch with (name of group): _____

Emergency Contact (name & phone): _____

The registration fee includes all appropriate lodging and meals based on the day you arrive. Meals include: 2 meals on Wednesday, 3 meals on Thursday-Saturday, and Sunday brunch as well as sodas, coffee and tea in our meeting room.

Arrive on:	Wednesday	Thursday	Friday
Single	\$772.00	\$586.50	\$401.00
Double*	\$640.00	\$487.50	\$335.00
Triple*	\$584.00	\$445.50	\$307.00

Circle the fee for the date of your arrival and list your roommate(s) here: _____

* Prices stated are for roommates arriving on the same day. If arriving on different days, additional room costs are the responsibility of the roommate arriving on the earlier day.

Special Requirements:

Room close to event room: _____ Non-smoking: _____

Special Diet: Vegetarian _____ Low fat _____ Other: _____

Mail this form to: Margaret Cotton, 846 Carriage Drive, Tyler, TX 75703

Please indicate if you are paying your \$100 deposit by check or ZELLE

ZELLE: dntg.treas@gmail.com

REQUIRED FOR ZELLE: In the Memo field, indicate ReTreat

Deposit / registration form due by Oct. 13, 2022. Balance due Dec. 8, 2022.

Payment Method
(circle one)

Check ZELLE

DNTG's Standing Rules state "items on the stash table are to be taken for the members' stitching enjoyment and are NOT to be taken by members for sale."

By signing this I acknowledge this policy and grant DN&TG permission to use photos taken of me in future newsletters.

Cancellation Policy: Fees are fully refundable prior to December 8, 2022. From 12/8/22 – 1/8/23, the fees paid minus \$100.00 deposit are refundable. After January 8, 2023, no refunds can be issued except in cases of emergency, the effort will be made to refund the fee minus the \$100 deposit. No refunds can be guaranteed.

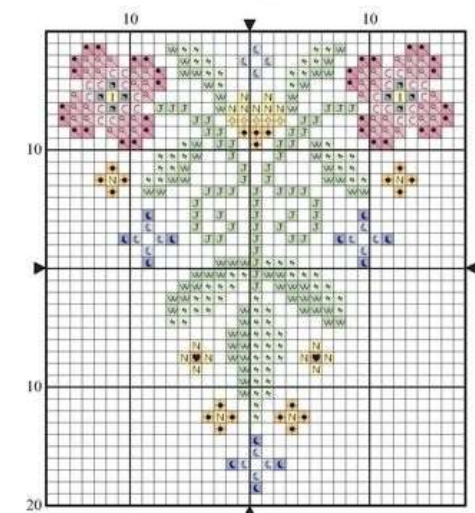
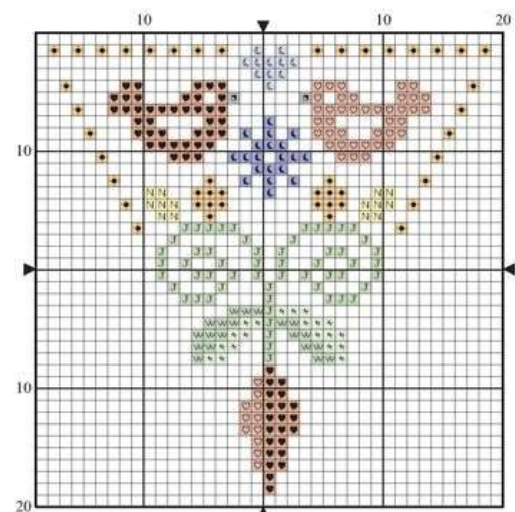
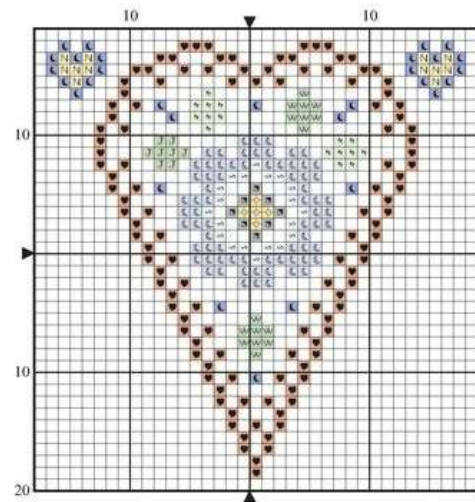
Congratulations Marty Anderson

The 2022 Heart and Hand Award theme is “communication” – An individual who provides the communication to the chapter membership of the news and events in the upcoming months.

Marty Anderson was nominated from our chapter for the Heart in Hand Award this year. She was one of five that were selected from the region. Here is the information that was submitted.

- Marty attended national and regional seminars to meet new teachers for workshops/programs.
- Marty implemented a chapter survey to find out what types of needlework techniques the chapter as a whole was interested in learning.
- Once the survey results came in, Marty communicated the results via the chapter newsletter and at the general meetings.
- She then proposed several workshops that aligned with the survey results.
- Marty, with the help of her assistant workshop chairman, Elena Andrade, contracted with several teachers with whom DN&TG has not previously used for programs/workshops.
- Marty promoted the workshops in the newsletter and at all general meetings. She also communicated via email with all workshop participants to keep them informed of needed class supplies, date(s), and location reminders as the workshop(s) approached.
- Workshop participation has increased dramatically this year and signs-ups for next year as well.
- Marty was able to get our chapter into a pilot class that will be taught at EGA’s national seminar this year.
- As Workshop chairman Marty has elevated and revitalized our workshop events.
- Marty was able to arrange for us to have workshops with 2 international teachers.

Some Strawberries For You





The Royal School of Needlework has created an online resource for finding stitches. Here is the information that they posted on their website: <https://www.rsnstitchbank.org/>

The **Royal School of Needlework** was founded in 1872 with a mission to preserve the art of hand embroidery.

To mark its 150th anniversary the RSN is launching the **RSN Stitch Bank** to continue this mission. The RSN Stitch Bank aims to digitally conserve and showcase the wide variety of the world's embroidery stitches and the ways in which they have been used in different cultures and times.

Launching with an initial 150 stitches, the RSN Stitch Bank is an ongoing project. More stitches will be added regularly and the RSN will be working with partners around the world to include stitches from different traditions.

For each stitch we need to:

- Film and edit a video demonstrating the making of the stitches.
- Create step by step text, illustrations and photos of the stitch's construction.
- Research a short history of the stitch and its use.
- Create an icon to help identify a stitch at a glance.
- Classify the stitch according to the taxonomy we are developing for the project.
- Select items from the RSN Collection which show this stitch in use and photograph the piece as a whole and of the stitch close up.

Ways and Means Sharing. Learning. Giving.

DN&TG provides many opportunities to share our talents, learn from each other and give our time and our gifts to help make a positive impact on our community!

RETAIL PROGRAMS

Please sign up for DN&TG reward money...

1. Community Rewards - link your card to DN&TG by entering number **62238**
2.  use this link to set up your account to support DN&TG
 [amazon.com/ch/75-1528971](https://www.amazon.com/ch/75-1528971)

DECEMBER

Toys will be collected at our annual Holiday luncheon hosted by Judy McGraw.

"STITCH IN PUBLIC" DAY

February 4, 2023

EGA sponsored "Stitch in Public" day. DN&TG will be participating in the national event by stitching at a local mall. Details to follow.

Thoughts and Prayers

Please keep these members in your thoughts and prayers.

Karen Dittmar – husband sick
Karen Hamilton and her husband were sick
Connie Litfin – head injury
Judith McGraw – Son Ill



Membership

New Members:

Your membership number will be sent to you directly from EGA. Please forward this number to judithmcgraw65@yahoo.com so that our records will show you are qualified to participate in all the FUN stuff offered through DN&TG!!!

All Members:

CHANGES! If ANY of your information changes, please remember to contact me at judithmcgraw65@yahoo.com to insure you receive the latest and greatest news from DN&TG. You must also contact Tonya Parks at EGA National, typarks@egausa.org or call 502-589-6956, to ensure you continue to receive your local, Region and National EGA communications and publications. IT IS YOUR RESPONSIBILITY TO MAKE THESE CHANGES TO RECEIVE ANY AND ALL COMMUNICATIONS FROM EGA.

Bring a Friend!

Your name will go in a drawing for each and every one of your friends that joins DN&TG during the year. What does that mean? You have a great chance to win a year's **FREE** membership!

Come to our General meetings!

Great friends, delicious refreshments and outstanding programs! And... just be attending, you may be the lucky one that receives a small prize. Service length pins are available at the membership "Welcome" table. Don't forget to wear your name tag.

Judy McGraw
Membership Chairman
judithmcgraw65@yahoo.com




New Members

A warm welcome our new members.
When you see them,
please welcome them to DNTG.

For updates to the 2022-2023 Membership Directory, go to www.dntg.org

DN&TG Nametag



Blue = DMC 824

Red = DMC 816



**Dallas Needlework and Textile Guild
Embroiderers' Guild of America (EGA) South Central Region (SCR)
Membership Form – 2022-2023**

<p>\$64 – DN&TG Primary</p> <p>_____ New EGA / DNTG member</p> <p>_____ Renewing DNTG member</p> <p>_____ EGA member / new DNTG Primary</p>	<p>\$20 – Plural inside SCR / \$25 – Plural outside SCR</p> <p>_____ Plural Member</p> <p>Primary Chapter: _____</p>
--	---

Name: _____ EGA #: _____

Address: _____

City: _____ State: _____ Zip: _____

Phone: _____ (H) _____ (C) _____

email: _____

Birthday (Month and Day): _____ Referred by: _____

How long have you been stitching and what is your stitching passion? _____

Questions or Suggestions? _____

Guests are welcome to attend three general meetings, sew days or satellite meetings
after which we invite you to become a dues-paying member!

Mail this form to:

Judy McGraw, Membership Chairman
9909 Basalt Lane, Denton, Texas 76207
judithmcgraw65@yahoo.com

Payment Method (circle one)

Check ZELLE

Annual dues are payable by May 1st of each year.

Payable by check to DNTG or ZELLE: dntg.treas@gmail.com

REQUIRED FOR ZELLE: In the Memo field, indicate the event you are paying for – Membership Dues

Dallas Needlework & Textile Guild

c/o Jo Ann Jackson
6608 Garfield
Plano, TX 75023