



The Needle Knows

Dallas Needlework and Textile Guild
South Central Region

<http://www.DNTG.org>



From the President

Thank you very much to all our members and guests that came to the Welcome Fall Coffee, you made me so happy, and I can assure you that all the members of the Board felt the same way.

I'm very enthusiastic about all what's coming in the following months. There are many projects you can choose from. I could see some of you teaching how to do peyote to new members and how it worked so well that Tracy Lepage finished her name tag in a week, after learning the technique at sew days.

I want encourage you to participate in the classes, workshops and lectures that we will have during the year, as well as in the general meetings. We want to keep build a community of stitchers and friends that support each other in learning a new skill and also to have a strong support group of friends when in need.

The State Fair will be held from Friday, September 26 through Sunday, October 19. I highly recommend that you visit the Creative Art Exhibit where you will find many great pieces of art, crafts, embroidery, quilting, antiques, etc. Many members have participated in the contest during the years, and have won many ribbons for the pieces that have presented at the contest.

Keep working on your projects and bring them for show and tell for our next Meeting that will be held on October 9. Hope to see you there!!

Elena Andrade



Calendar October November 2025

October

- 6-7 WORKSHOP– Jarvis the Jelly Fish by Kurdy Biggs
- 19 General Meeting
- 27-28 WORKSHOP Monarch by Wendy Innes

November

- 6 GENERAL MEETING Altoid topper finishing and cord making
- 12-16 EGA NATIONAL SEMINAR, Needlework Faire – Dallas, TX, South Central Region
- 17-18 WORKSHOPS – Monarch by Wendy Innes

Newsletter highlights

- Needle Lace registration
- 50th Anniversary: New! October Stamp
- More information on EGA National Seminar
- The Church will be opening the Silver Chalice Gift Shop to us on November 20th.**

The Church of the Holy Communion

17405 Muirfield Drive, Dallas, TX 75287

Sew Days: Thursdays 10 am to 2 pm. Bring lunch.

General Meetings: Second Thursday of the month,

Coffee at 9:30 am, **Meeting** at 10:00 am

From Our Vice President

I act as a liaison between DN&TG members and the Chapter's Board. Please feel free to contact me if you have **questions, concerns, and suggestions** related to our guild and I will bring the issue to the Board for resolution.

Michelle Kocurek

Directory

This year DNTG is putting together a photo directory to help new members recognize the people they meet at meetings and sew days. We'd love for everyone to participate. If your picture is not on the directory yet, please email a passport type photo/selfie to the membership chair, Paige Guillory.

The photo directory will be posted on the Members Only section of the website. Thank you for your participation in this new initiative.

Lisa Miller

Plano Satellite

The Plano Satellite group meets on the **second and fourth Mondays** most months at 7:00 p.m. at:

United Methodist Church
6601 Custer Road in Plano, **Room B1** (basement)

Robin Caraway
(214) 803-8516

Technology



Join Dallas Needlework (DNTG) Group Facebook Page!

You can scan this QR code to join.



Visit our website www.dntg.org for information about workshops, education classes, photos, calendar, membership information, directory, and newsletter.



www.egascr.org



www.egaus.org

Michelle Kocurek
Technology

Membership

This year you will receive an email from EGA when it's time to renew your EGA/DNTG membership.

- If you are a visitor and would like to join DNTG, simply click on the following link <https://egausa.org/product/dallas-needlework-textile-guild-chapter>
- **If you are a plural member**, you'll need to fill out the form on the DNTG website to renew your membership with our chapter. https://www.dntg.org/_files/ugd/51c461_80b79f3be07540f091163abc3a275618.pdf

Lisa Miller
Membership

Dallas Needlework and Textile Guild 2025-2026 Master Calendar

October 6-7, 2025	WORKSHOPS – Jarvis the Jelly Fish by Kurdy Biggs
October 9, 2025	GENERAL MEETING Nametag finishing
November 6, 2025	GENERAL MEETING Altoid topper finishing and cord making
November 12-16, 2025	EGA NATIONAL SEMINAR, Needlework Faire – Dallas, TX, South Central Region
November 17-18, 2015	WORKSHOPS – Monarch by Wendy Innes
December 11, 2025	GENERAL MEETING – HOLYDAY PARTY
January 8, 2026	BOARD MEETING AT 9:00 am and GENERAL MEETING
January 21-25, 2026	DNTG 32nd ANNUAL RETREAT at Tanglewood Resort 290 Tanglewood Circle, Pottsboro, TX 75076
February 12, 2026	GENERAL MEETING – Magic Reveal and scissor case/fob finishing with tassel making
March 5, 2026	BOARD MEETING – Slate of Officers
March 12, 2026	GENERAL MEETING – Review Officers proposal and ort bowl finishing
April 9, 2026	GENERAL MEETING – Election of Officers BIRTHDAY CELEBRATION and needlebook finishing
April 2026	BUDGET REVIEW
May 7, 2026	BOARD MEETING – Budget Review
May 14, 2026	GENERAL MEETING – Installation of Officers ANNUAL LUNCHEON
June 4, 2026	BOARD MEETING – Officers Turnover
August 12-15, 2026	SCR REGION SEMINAR, Stich on a Star, Dallas, TX
October 9-14, 2026	EGA NATIONAL SEMINAR, Wish upon a Stitch, Orlando, FL

Sampler Group

The Sampler Group is a special interest group in the Dallas Needlework and Textile Guild dedicated to learning about and stitching newly designed samplers or antique reproductions. The group meets monthly on the third Thursday of each month from 10:00 until 2:00 at Church of the Holy Communion. The next meeting will be Thursday, October 16, Please bring your lunch and join us for a fun day of stitching. Anyone interested is welcome.

The group will focus on the topic of Spot Samplers dated from the 17th and early 18th centuries during this year. Members who choose to participate will stitch a small sampler with examples of spot motifs. We are looking forward to learning about a topic of historical importance and stretching our practice of new skills,

Linda Cox,
Sampler Group Chairman
lindarcx@earthlink.net
512-750-7983

Arrangements

Thanks to those who have signed up to bring snacks to the General Meetings. If you haven't, please watch for the signup sheet at Meetings and Sew Days.

The Church will be opening the Silver Chalice Gift Shop to us on November 20th. You can definitely get some Christmas/Holiday shopping done.

Regional Representative

2025 EGA National Seminar is being held in Dallas at the Anatole hotel November 11th-16th. Please sign up as a volunteer to help out. There are many opportunities available. It will give you a chance to see what it is all about, see next years classes, shop in the vendors pop-up booths and meet lots of fellow stitchers. Check out all the action at: [Needlework Faire: EGA National Seminar 2025 | Embroiderers' Guild of America](#)

There will also be chances to help Jo Ann Jackson with preparing the registration packets for all who attend (over 400). She is the national registrar, and it is a big job! Let's help her out when asked!

2026 SCR Regional Seminar will be held in Dallas August 12-15th and is being sponsored by Greater Dallas. You can already sign up for classes! To do so go to [SCR 2026 Seminar | EGA SCR](#)

2026 National Seminar will be in Orlando, Florida, October 9-14th. You can see the projects for the classes ...not a picture, but the real thing...at the Dallas 2025 seminar.

Retreat

You need to register for ReTreat 2026 by October 9, 2026, and send your registration form with your deposit to Tami Mason at 2736 Rosewood Drive, Mesquite, TX 7515, if using Zelle.

Note

Send registration form and deposit to ReTreat 2026.

Stitching Snippets

Embroidery is thousands of years old, with ancient examples in China, Egypt, and Northern Europe, and even dating to 30,000 years ago in the form of warm, reinforced clothing. Embroidery has evolved from a practical skill to an art form used to document personal stories and cultural history, and it can be done with diverse materials like thread, silk, gold, or even human hair. Machine embroidery, invented in the 19th century, democratized fashion by making detailed designs more accessible.

Ancient Origins & Practical Uses

- **Prehistoric Reinforcement:**

The earliest form of embroidery, dating back around 30,000 years, was used for practical purposes, such as reinforcing clothing to provide warmth in cold climates.

- **Early Documented Evidence:**

Ancient examples have been found in China from the Zhou Dynasty, and in Northern Europe from the Iron Age.

- **Storytelling:**

In cultures where literacy was limited, embroidery served as a visual diary, with women creating "story cloths" to record important events and personal experiences.

Materials & Symbolism

- **A Variety of Threads:**

While cotton and silk are common, embroidery has also been done with less conventional materials, including gold and silver threads, which historically symbolized wealth and power.

- **Human Hair:**

Intriguing uses of human hair in embroidery have been documented, including adorning Buddhist images in China and creating a symbolic gift for a marriage proposal in Mexico.

- **Non-Traditional Surfaces:**

Modern artists are expanding the boundaries of embroidery by applying it to diverse surfaces like paper, wood, and even X-ray films.

Education

October 9-learn how to finish the stitched name tag: we will help you finish your 50th Anniversary stitched nametag and learn how to make cording. So, you could have a completely finished nametag that day! Bring your usual stitching supplies and the contents of your kit.

November 6-how to make cording and finish the Altoid topper

January at retreat-learn how to bead

February 12-how to finish the stitched scissor case and fob, make a tassel

March 12-finishing the Ort Bowl

April 9-finishing the stitched needlebook

Cyndi Scott



State Fair Thanks

A huge Thank You to everyone who helped with the State Fair Packets.

Paige Guillory

Marty Anderson

Stacey Lundgren

Yeon Oh

Traci Lepage

Brenda Claybrook

Annette Worthington

Michelle Kocurek

Elena Andrade

Jo Ann Jackson

Catherine Seles

Connie Liftin

Kathy Tolbert

And if I missed anyone, a huge thank you!

Vanessa Sandoval

Birthdays

Debra Osborne	10/6
Terry Blankenship	10/9
Vicki Loudon	10/12
Lynn Engelbrecht	10/19
Colleen Scarborough	10/19
Sharon Brenner	10/20
Catherine Seles	10/20
Janice Jones	10/27
Susan Nelson	10/28
Allison Benton	10/30
Heather Luce	10/30
Karen Hamilton	10/31

Thoughts and Prayers

Please keep these members in
your thoughts and prayers

Gwen Gibbs is in rehab with
Covid

Lynn Melder's brother-in-law
passed away

Gale Ozment
Barb Shaw

Welcome

A warm welcome to our
new members!

Rosemarie Athas
Judy DeRose
Sandra Freeman
Lesa Front
Diana Jeffray
Charlie Massey
Brenda Myers
Judy Nordseth
Jo Ann Robertson
Ava Terry
Kathy Tolbert
Kassandra Udes

Please welcome them to
DNTG at sew days and
meetings

EGA National Seminar



November 12-16, 2025

Opens at 9:00 am

Come to EGA's National Seminar in Dallas at the Hilton Anatole Hotel. There's lots of things to do even if you aren't taking a class.

- **Pop-Up Shops:** (Tues.-Sun.)
There will be different vendors each day, Tuesday-Sunday, offering all kinds of stitching related items. Come find your next project, a fun new tool, or a stylish project bag.
- **Education Exhibit:** (Thurs.-Sat.)
Want to see the work of a [Master Craftsman](#), a Golden Needle artisan, Group Correspondence Course and ICC pieces? Then stop by and see what's possible when you are an EGA member.
- **Seminar 2026 Preview:** (Sat., Nov. 15)
Come see the finished pieces for the class offerings at the 2026 "Wish Upon a Stitch" seminar in Orlando, FL. They're always more impressive in person.
- **Grab & Go Lunch:** (Wed.- Sun.)
While you are at seminar, grab lunch and visit with your friends. There will be a boxed lunch available in the East Atrium from 11:30-1:30 daily.
- **Asian Art Exhibit:**
The Hilton Anatole is known for housing an extensive collection of Asian art, a legacy from the Trammel and Margaret Crow collection. You can find this art, including artifacts from China, India, Japan, and Southeast Asia, throughout the hotel's public areas, lobby, hallways, and outdoor sculpture gardens.

**The Art of Ukrainian Easter Eggs
“Pysanky”
By Samia Khan**



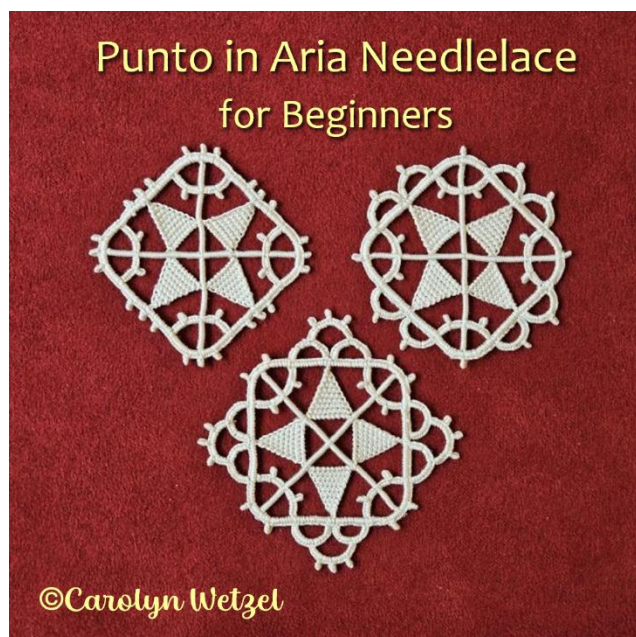
Sparkling colors burst from the decorated shell of a Ukrainian egg is a miracle of beauty. Well over 2000 years ago, before the time of Christ, people were carrying on the custom of decorating eggs. The practice originated in the prehistoric Trypillian culture. Tales reveal that the people who lived in the region (now known as Ukraine) worshiped the sun. They believe that it was source of all life. As it warmed the earth and allowed all to grow and flourish underneath it. In creating these delicate treasures, the peasant folk were influenced by the belief that great power is embodied in the egg and they decorated eggs in the spring to celebrate the warming of the sun as it brought new joy and vigor to life. As the Eggs were believed to contain great powers, for example, a friend was a farmer, he might be presented with an egg decorated with shafts of wheat wishing him bountiful harvest. Young married couples would often be presented with an egg decorated with a chicken design. Since the chicken is a symbol of fertility, it was hoped that the family would grow in number. With the introduction of Christianity to Ukraine in 988 A.D. the “Sun” became the “Son” and the ancient customs were absorbed into the Christian celebration of Christ’s resurrection. The pysanky were exchanged on Easter morning between friends and relatives. What most of us call Ukrainian Easter eggs are in fact only one variety of decorated eggs more formally celled Pysanka. The plural-more than one Pysanka-is Pysanky. Pysanka from the Ukrainian verb Pysaty meaning ‘to write’. The word refers to the writing on the egg. The art of making pysanky is called Pysankarstvo. The design are “written” in hot wax with a special tool called a Kistka which has a small funnel attached to hold a small amount of liquid wax. The wax protects the pores of the shell from the dye. The artist known as Pysankarka writes part of design. Dyes the egg one color, and writes more until the end. When all the layers of wax are melted off to reveal the final design.



Needle Lace with Carolyn Wetzel

March 23rd and 24th, 2026 at 9am

Location: Museum Tower, 1918 Olive St, Dallas TX 75201



Registration Deadline: January 1st, 2026

The earliest needle-made laces like reticella were constructed by withdrawing threads from fabric. In the 16th century this evolved into “punto in aria” or “stitch in the air” leading to more elaborate shapes and eventually the true needle laces like Gros Point de Venise, Alençon, and Aemilia Ars. This introductory class will make a classic 16th century geometric lace square using punto in aria techniques.

Technique: Needle Lace

Level: Beginner

Kit Cost: \$14

Name: _____ EGA#: _____

Email: _____ Phone: _____

Address: _____ City: _____ State: _ Zip: _____

Thread (white or ecru): _____

Your kit fee is your non-refundable deposit.

There is a \$20 additional charge for non-chapter members.

You can pay either by check payable to DNTG or ZELLE to: dntg.treas@gmail.com

REQUIRED FOR ZELLE: In the Memo field: please type: NEEDLELACE

This form must be submitted to be registered for the class.

Mail to: Lisa Thompson, 3308 Teakwood Ln, Plano, TX 75075

Email: lisat96@yahoo.com

Payment Method (circle one)

Check ZELLE

EGA's Special Interest Groups

Are you feeling like you don't know anyone interested in the same embroidery techniques as you? Would you like to get more connected to EGA members across the country who share your interests? Consider joining one of EGA's online special interest groups (SIGs).

Special interest groups are a community of stitchers wanting to do a deeper dive into a particular technique. Historically, chapters would form small hubs of people who would meet in person usually outside of the regular monthly chapter meeting. Using Zoom has given our EGA groups the ability to meet virtually.

If you would like to connect with others on any of the following techniques and are available at the times shown, please send an email to the indicated contact with the technique name in the subject line.

Technique: Beading

Meeting Date: 2nd Thursday

Meeting Time: 7 pm Eastern, 6 pm Central, 5 pm Mountain, 4 pm Pacific

Contact: beading@egausa.org

Hosted by: EGA National, Tina Marie Maes

Technique: Beading

Meeting Date: 4th Saturday

Meeting Time: 3 pm Eastern, 2 pm Central, 1 pm Mountain, Noon Pacific

Contact: beading@egausa.org

Hosted by: EGA National, Tina Marie Maes

Technique: Metal Threads

Meeting Date: 1st Monday

Meeting Time: 7 pm Eastern, 6 pm Central, 5 pm Mountain, 4 pm Pacific

Contact: metalthreads@egausa.org

Hosted by: Dayton Chapter, Jana Bass

Technique: Silk, Metal and Surface

Meeting Date: 1st Wednesday

Meeting Time: 7 pm Eastern, 6 pm Central, 5 pm Mountain, 4 pm Pacific

Contact: silkmetalsurface@egausa.org

Hosted by: Central Florida - Jane Allingham and Margaret Kinsey

Technique: Surface Embroidery

Meeting Date: 3rd Saturday

Meeting Time: 2 pm Eastern, 1 pm Central, Noon Mountain, 11 am Pacific

Contact: surfaceembroidery@egausa.org

Hosted by: EGA National, Leslie Brady

Technique: Surface Embroidery

Meeting Date: 2nd Sunday

Meeting Time: 2 pm Eastern, 1 pm Central, Noon Mountain, 11 am Pacific

Contact: surfaceembroidery@egausa.org

Hosted by: EGA National, Wendy Lynn

No chapter membership is required to participate in any of these groups. All are invited: Members at large, Chapter members, nonmembers. Come meet other stitchers like you.

Interested in starting a group for another technique or another date?

Contact: specialinterestgroups@egausa.org

Interested in a Counted Thread online Special Interest Group?

Contact: countedthread@egausa.org

33rd Annual ReTreat Registration Form

January 21-25, 2026

Name: _____ EGA #: _____

Address: _____ City: _____ State: _____ Zip: _____

Email: _____ Phone: _____

I stitch with (name of group): _____ Is this your first time at ReTreat? _____

Emergency Contact (name & phone): _____

The registration fee includes all appropriate lodging and meals based on the day you arrive. Meals include: 2 meals on Wednesday, 3 meals on Thursday-Saturday, and Sunday brunch as well as sodas, coffee and tea in our meeting room. Early arrival will be \$90.00 plus taxes.

Arrive on:	Wednesday	Thursday	Friday
Single	\$825.00	\$627.00	\$430.00
Double*	\$667.00	\$509.00	\$351.00
Triple*	\$619.00	\$473.00	\$327.00

Circle the fee for the date of your arrival and list your roommate(s) here: _____

* Prices stated are for roommates arriving on the same day. If arriving on different days, additional room costs are the responsibility of the roommate arriving on the earlier day.

Special Requirements:

Room close to event room: _____ Non-smoking: _____

Special Diet: Vegetarian _____ Low fat _____ Other: _____

Mail this form to: Tami Mason, 2736 Rosewood Dr, Mesquite, TX 75150

Please indicate if you are paying your \$100 deposit by check or ZELLE

ZELLE: dntg.treas@gmail.com

REQUIRED FOR ZELLE: In the Memo field, indicate ReTreat 2026

Deposit / registration form due by Oct. 9, 2025. Balance due Dec. 11, 2025.

Payment Method
(circle one)

Check ZELLE

DNTG's Standing Rules state "items on the stash table are to be taken for the members' stitching enjoyment and are NOT to be taken by members for sale."

By signing this I acknowledge this policy and grant DN&TG permission to use photos taken of me in future newsletters.

Cancellation Policy: Fees are fully refundable prior to December 11, 2025. From 12/12/25 – 1/8/26, the fees paid minus \$100.00 deposit are refundable. After January 8, 2026, no refunds can be issued except in cases of emergency, the effort will be made to refund the fee minus the \$100 deposit. No refunds can be guaranteed.


October 2025

Be sure to attend the general meeting to get a special gift from the 50th anniversary committee

DNTG 50th Anniversary Projects

Order Deadline: October 9, 2025

Texas Wildflower Stitch-a-long



September Projects

50th Anniversary Nametag



November Project

Wildflower Ort Box/Pincushion




January Projects

Scissor Case and Fob

March Project




Needle Case





DNTG 50th Anniversary Order Form

Order Deadline: July 24, 2025

Item	Cost	Total
Accessory Pack for Texas Wildflower SAL Includes charms and beads for embellishment (while supplies last)	\$10	_____
Wildflower Ort Box/Pincushion Kit Includes pattern, 25ct. even weave fabric, floss, charms, buttons, needles, and fabric for finishing	\$45	_____
Wildflower Stitched Scissor Case and Fob Kit Includes pattern, 25ct. even weave fabric, floss, charms, buttons, needles, fabric for finishing and scissors	\$20	_____
Dragonfly Beaded Scissor Case and Fob Kit Includes pattern, beads, thread, clasp and scissors	\$20	_____
Wildflower Stitched Needle Case Kit Includes pattern, 25ct. even weave fabric, floss, wool, buttons, needles, and thread	\$15	_____
Dragonfly Beaded Needle Case Kit Includes pattern, wood case, beads, needle, and thread	\$20	_____
Additional Beaded Scissor Case, Fob and Needle Case Patterns (check the patterns you want)		
<input type="checkbox"/> Bluebonnet <input type="checkbox"/> Daisy <input type="checkbox"/> Thistle \$10 each		_____
  	Grand Total	\$ _____

Name: _____

Address: _____

City: _____ State: _____ Zip: _____

Email: _____

Payable by check to DNTG or ZELLE: dntg.treas@gmail.com

FOR ZELLE: In the Memo field indicate, 50th Anniversary Order

Mail Form to: Paige Guillory, 3704 Skyline Dr., Plano TX 75025

Payment Method (circle one)

Check **ZELLE**



Dragonfly Dreams – by Linda Lachance 2025-2026 Needlepoint Stitch-a-Long

Permission to reprint granted by ANG

Dragonfly Dreams captures the lacy, open wings and shimmering colors of a dragonfly in the sun. The stitching paths are carefully chosen to allow the canvas to show through.

Stitches used are a variety of Rhodes, slanted and satin stitches, diamond eyelets, 2- and 3-color wrought iron stitches, octagon eyelets, stars with crosses and stars with squares, and blackwork octagons.

Level: Beginner - Intermediate

Design Area: 10" x 6.5"

Kit Fee: \$35

Kit Contents: 18-count canvas, cut 14" x 14"
Threads, instructions, &
tapestry needles



The deadline for registration is October 2, 2025.

Name: _____

Address: _____

City: _____ **State:** _____ **Zip:** _____

email: _____ **Phone:** _____

Your kit fee is your **non-refundable** deposit.

You can pay by check (to DNTG) or **ZELLE:** dntg.treas@gmail.com

REQUIRED FOR ZELLE: In the Memo field: **Dragonfly Dreams**

This form must be submitted to be registered for the class.

Mail to: JoAnn Jackson, 6608 Garfield Dr., Plano TX, 75023
email: jajmj@gmail.com


Payment Method
(circle one)

Check **ZELLE**




October Stamps

Cotton Ball – vertical
Rose - square




October Stamp – Cotton (vertical block)

Use 2 strands of floss for all cross stitches. Outlined stitches that look like half stitches are $\frac{1}{4}$ stitches. Use 1 strand of floss for outlines.



October Stamp – Yellow Rose (square block)

Use 2 strands of floss for all cross stitches. Outlined stitches that look like half stitches are $\frac{1}{4}$ stitches. Use 1 strand of floss for outlines.





**Dallas Needlework and Textile Guild
South Central Region (SCR) of EGA**

Membership Form – 2025



DNTG Primary Membership (\$80) is now online.

Simply click on the link below to go to the registration page or scan the QR code:

<https://egausa.org/product/dallas-needlework-textile-guild-chapter>

If you are joining as a **Plural Member**, (your primary EGA membership is with another chapter), you will need to fill out this form and mail it to the address below.

\$20 – Plural inside SCR (TX, OK, LA, MS, AR) / **\$25 – Plural outside SCR**

Primary Chapter: _____



**DNTG Primary
Membership**

Name: _____ EGA #: _____

Address: _____

City: _____ State: _____ Zip: _____

Phone: _____ Cell or Home (circle one)

email: _____

Birthday (Month and Day): _____ Referred by: _____

How long have you been stitching and what is your stitching passion? _____

How did you hear about us? _____

Guests are welcome to attend three general meetings, sew days or satellite meetings
after which we invite you to become a dues-paying member!

Mail this form to:

Lisa Miller, Membership Chairman
9604 Edmonson Dr., Denton, Texas 76207

Payment Method (circle one)

Check ZELLE

Payable by check to DNTG or ZELLE: dntg.treas@gmail.com

REQUIRED FOR ZELLE: In the Memo field, please indicate you are paying – **Membership Dues**