



The Needle Knows

Dallas Needlework and Textile Guild
South Central Region



<http://www.DNTG.org>

From the President

I hope everyone had a wonderful summer. Mine was busy with my family, stitching and DNTG activities. This year, one of our goals is to increase membership. The board has agreed to try new avenues to increase awareness of our organization and EGA.

Our first priority was to improve our website and social media presence. I'd like to thank Michelle Kocurek, our new Technology Chairman, for doing a fabulous job redesigning the DNTG website. If you haven't visited it yet, you're in for a big surprise. It has information about our organization, workshops, education classes, photos, an interactive calendar, membership information, newsletters and even a members only section. It's even easy to use on your phone.



Our next focus was to create a Dallas Needlework Facebook Group. This new group is private but allows any member to post photos of their projects. Please join and start posting anything you're working on. We love to see work-in-progress projects as much as the finished ones.

In August, the Dallas Area Fiber Artists started running an article about DNTG in their monthly newsletter. We also shared a booth with Greater Dallas EGA, and Fort Worth EGA at the *Original Sewing & Quilt Expo* in Irving. All three organizations brought works from home to present in the booth to promote EGA and our local chapters. Thanks to all of the volunteers that helped with the show. You can see pictures from the Expo in this newsletter.

Hopefully, we'll start to see some new faces at our Welcome coffee and sew days. Please introduce yourself if you see someone you don't know at a DNTG event. EGA fosters values of honor, mutual respect, cultural sensitivity, integrity, and responsible conduct. So please refrain from talking about politics, religion, and other sensitive topics at all DNTG events.

I am excited to see what this new year will bring. Help us reach our objective this year by inviting your friends to come and stitch with us.

Paige Guillory



Calendar

September

- 1 Sew Day
- 8 **General Meeting**
Welcome Coffee
- 12 Plano Satellite
- 15 Sew Day
- 20 Corncokle and Dragonfly
- 21 Corncokle and Dragonfly
- 22 Sew Day
- 26 Plano Satellite
- 29 Sew Day

October

- 6 No Sew Day
- 10 Plano Satellite
- 11 General Meeting.
Aztec Scissor Case
- 20 Sew Day
- 24 Plano Satellite
- 27 Sew Day

The Church of the Holy Communion

17405 Muirfield Drive, Dallas, TX 75287

Sew Days – 10:00 a.m.-2:00 p.m. Bring a sack lunch

General Meeting – 10:00 a.m., Coffee at 9:30 a.m.

Board Meeting – 10:00 a.m. – 12:00 p.m.

Custer Road United Methodist Church

6601 Custer Road, Plano, TX 75023

Plano Satellite – 7:00 p.m. – 9:00 p.m., Room B13

This is the newsletter of the Dallas Needlework and Textile Guild Chapter of "The Embroiderers' Guild of America, Inc."

President:

Paige Guillory
email: paige.guillory@verizon.net

Membership:

Judy McGraw
email: judithmcgraw65@yahoo.com

Newsletter:

Jo Ann Jackson
email: jajmj@gmail.com

General meetings are held at *The Church of the Holy Communion*, 17405 Murfield Drive, Dallas, on the second Thursday of the month with coffee at 9:30 a.m. and the general meeting at 10:00 a.m. Information and dates for these and other meetings will be listed in the calendar. Sew days are also held at *The Church of the Holy Communion* on all other Thursdays of the month from 10:00 a.m. – 2:00 p.m. Bring a sack lunch.

All EGA chapters have permission to reprint any original material contained herein. Any copyrighted material will be clearly marked and may not be reprinted without the author's permission. Proper credit is always appreciated.

The deadline for submission of written articles for publication in the newsletter is the 15th of the prior month.

Plano Satellite

The Plano Satellite group meets on the second and fourth Mondays of most months at 7:00 p.m. at Custer Road United Methodist Church. The church is located at 6601 Custer Road in Plano. Entry to the building is through the far SE door on the corner: it faces the traffic signal at Custer and Cumberland. We meet in room B14 or B15 in the basement. Come join us for a fun evening of stitching!

Robin Caraway
rcarawaycpa@sbcglobal.net

Sampler Group

The DN&TG Sampler Satellite will change meeting dates and location beginning September 15, 2022. After a having our meetings at the Church of the Holy Communion on Thursdays this summer, regular group attendees decided that they have enjoyed returning to Sew Days and catching up with other DN&TG members.

We wish to thank Carol Eix and the staff at Creative Stitches and Gifts for the ability to use their classroom and for the warm welcome we have received while meeting there for the past few years.

Please check the DN&TG calendar for Sampler Satellite 2022-23 meeting dates. Typically, we do not meet in January because the meeting date conflicts with Retreat.

And keep stitching on those strawberries - our 2022-23 group project. Contact Linda Cox @ lindarcox@earthlink.net or 512-750-7983 for details and questions.

Linda Cox
lindarcox@earthlink.net



Dallas Needlework and Textile Guild

2022-2023 Master Calendar

September 8, 2022	Fall Welcome Coffee at the Church of the Holy Communion – 10:00-noon General Meeting – MAGIC Check-in and Kick-off of two yearlong projects <i>Christmas Rounds Four</i> (canvas) and <i>Mini Stockings</i> (beaded)
September 20-21, 2022	Workshop – “Corncockle and Dragonfly” Stumpwork and Surface Embroidery taught by Jane Nicholas
October 6, 2022	NO SEW DAY
October 13, 2022	Meeting Location moved to Michelle Kocurek’s home: Museum Tower, 1918 N Olive Street, Dallas 75201 General Meeting – Aztec Scissor Case by Kate Gaunt (canvas) Education – “Show us your Stitching Kit” – see what other members have in their stitching toolbox and why
October 20, 2022	Education – Learn how to do the book binding stitch to insert leaves in a needle book
November 10, 2022	General Meeting – Lecture & Project: <i>Perforated Paper Needlework 1840-1900</i> Education – Cover a button with your cross stitched initial
November 24, 2022	NO SEW DAY
December 8, 2022	Holiday Party / General Meeting at the home of Judy McGraw
December 29, 2022	NO SEW DAY
January 5, 2023	Board Meeting, 10:00 AM
January 12, 2023	General Meeting – “MAGIC Revealed” / Soup & Salad Luncheon
January 18-22, 2023	DN&TG 30th Annual ReTreat hosted by the Stitching Chicks at Tanglewood – 290 Tanglewood Cir, Pottsboro, TX 75076
January 19, 2023	NO SEW DAY
February 4, 2023	EGA sponsored “Stitch-in-Public Day”
February 9, 2023	General Meeting – “Best of Friends” Strawberry by Barbara Jackson (linen) Education – Make a strawberry. Stuff, decorative stitch over the seam and add the top
February 23, 2023	Board Meeting, 10:00 AM
March 9, 2023	General Meeting – Lecture & Project: <i>Quaker Schoolgirl Needlework in 17th Century London</i> Education – Make a pincushion with sections that have a decorative stitch over the seams, top and bottom

Dallas Needlework and Textile Guild 2022-2023 Master Calendar

April 13, 2023	General Meeting – “Birthday Celebration” Education – Make a scissor holder
April 20, 2023	2023-2024 Budget Proposal Meeting
April 27-28, 2023	Workshop – “Ribbon Embroidery” taught by Audra Kennedy
April 20, 2023	2023-2024 Budget Proposal Meeting
May 4, 2023	Board Meeting, 10:00 AM
May 11, 2023	DN&TG May Luncheon & Installation of Officers for 2023-2024 – 11:00 AM
June 1, 2023	NO SEW DAY
June 6-10, 2023	SCR Region Seminar – Houston, TX
June 8, 2023	NO SEW DAY
June 15, 2023	
September 1-5, 2023	EGA National Seminar – “Boston Stitch Party” in Boston, MA
June 2024	SCR Region Seminar – “Dive into Stitching” in San Marcos, TX
August 12-18, 202	EGA National Seminar – ‘Preserving Needle Arts’ in Atlanta GA
June 2025	SCR Region Seminar – Fort Worth TX
Summer 2025	EGA National Seminar – South Central Region

Education

- Oct** – **“Show us your Stitching Kit”** – see what other members have in their stitching toolbox and why.
- Oct** – Learn how to do the bookbinding stitch to insert leaves in a needle book.
- Nov** – Cover a button with your cross stitched initial or small design to use to personalize an ort container, scissor fob or project bag.
- Feb** – Make a wool strawberry, stuff and use a decorative stitch over the seam.
- Mar** – Make a reproduction of a vintage pincushion. This may take two sessions.



Upcoming Programs

Sept – MAGIC Check-in and Kick-off of two yearlong projects: *Christmas Rounds Four* (canvas) and *Mini Stockings* (beaded)



Oct – *Aztec Scissor Case* by Kate Gaunt (canvas)

Nov – Lecture & Project: *Perforated Paper Needlework 1840-1900*



Dec – Holiday Party, bring a new toy for our annual toy drive



Jan – MAGIC / Soup & Salad Luncheon

Feb – *Best of Friends* Strawberry by Barbara Jackson (linen)

Mar – Lecture & Project: *Quaker Schoolgirl Needlework in 17th Century London*



Apr – Birthday Celebration for everyone! Bring a \$20 stitching related gift if you want to participate in our birthday gift exchange.

Installation of New Board Luncheon

May – Luncheon and installation of new officers, presentation of sampler group project, and show and tell.



September

Libby DeRouen	9/6
Toni Moore	9/10
June Roden	9/12
Alison Kocurek	9/13
Gretchen Bennett	9/15
Melanie Norton	9/21
Brenda Haven	9/22
Risa Diamond	9/24
Kathy Scioneaux	9/25
Diana Church	9/26
Connie Litfin	9/28
Barbara McMillan	9/28
Loretta Sondrall	9/30

October

Judy Oliver	10/3
Debbie Osborne	10/6
Colinda Jefferson	10/12
Margaret Cotten	10/16
Lynn Engelbrecht	10/19
Coleen Scarborough	10/19
Katherine Taras	10/23
Janice Jones	10/27
Susan Kessel	10/30
Karen Hamilton	10/31



DNTG Texas State Fair Winner
2022
 (See <https://www.dntg.org/st-2022>)



Bettye Baty

1st place: Specialty Stitches – Ribbon Embroidery
 2nd place: Specialty Stitches – White Work



Cyndi Scott

2nd place: Counted Cross Stitch – Picture 361 to 648 sq. in.
 1st place: Counted Cross Stitch – Any other article of Counted Cross Stitch



1st place: Needlepoint – Picture under 108 sq. in.
 Honorable Mention: Halloween – Miscellaneous
 1st place - Sampler



Elena Andrade

1st place: Specialty Stitches – Surface Embroidery with Metal and Silk
 3rd place: Specialty Stitches – Foreign Embroidery
 Honorable Mention: Crochet



Marty Anderson

3rd place: Needlepoint – Picture 108-648 sq. in.



Michelle Kocurek

2nd place: Specialty Stitches – Ribbon Embroidery
 Honorable Mention: Needlepoint – Picture 108-648 sq. in.
 Honorable Mention: Miscellaneous Handwork – Beading



Paige Guillory

2nd place: Miscellaneous Handwork – Beading



Randy Engeran

2nd place: Specialty Stitches – Black Work





Join Our New Facebook Group



Come join our new DNTG Facebook Group! You'll be able to post pictures of your projects, talk to other stitchers and see what they're working on.

If you can't attend an event, our Facebook Group will have posts from our monthly Show & Tell, workshops and education classes. We'll also post upcoming activities on the Events page.

It's really easy to get started! You can search for **Dallas Needlework (DNTG)** on Facebook or go to: <https://www.facebook.com/groups/383456110421070/>

Be sure to come back often to see what our chapter is doing, and check out other DNTG members' posts featuring their projects and make comments.

Michelle Kocurek
Technology Chair

September Program

Attention all MAGIC participants!
At the September 2022 general meeting, we will have a check-in on your progress on your 2022 MAGIC projects. Bring your projects to share during Show & Tell and let us know how you are doing on your stitching goals. There may just be a surprise for those who bring their projects to share!

As a reminder, we will conclude the 2022 MAGIC program at our January 2023 general meeting when we'll celebrate all those completed projects with prizes and other goodies. If you have any questions on the program, please contact me.

Keep stitching!

Karen Hamilton
Programs Chairman
zhmk31@gmail.com

2022-2023 Stitch-a-Long Projects

A Christmas Rounds (canvas) & Mini Stocking Trio (beaded)

This year you can participate in two different yearlong stitch-a-long projects – **Christmas Rounds** by Needle Delights, and **Mini Stocking Trio** by Thread A Bead. We'll start these projects December Holiday Event. Kits will be distributed at the Welcome Coffee or can be mailed for an additional fee. You must be a current member of DN&TG to sign up. If you are not a member, please visit www.dntg.org for membership information / form.

Return this form along with your payment to: Karen Hamilton, 2318 Evergreen St., Carrollton, TX 75006

Payment: Check payable to DNTG or ZELLE to: dntg.treas@gmail.com

REQUIRED FOR ZELLE: In the Memo field, indicate which program you are paying for: Christmas Rounds or Mini stocking trio. **You MUST make a separate payment for each SAL.**

Name: _____ **EGA #:** _____

email: _____ **Phone:** _____

Address: _____

City: _____ **State:** _____ **Zip:** _____

Payment Method (circle one)

Check ZELLE

Extended Registration Deadline: October 15, 2022



Christmas Rounds

Kit for Christmas:

Rounds 1	\$43.00	\$ _____	
Rounds 2	48.00	\$ _____	
Rounds 3	46.00	\$ _____	
Rounds 4	57.00	\$ _____	
Mailing Fee (optional)	7.50	\$ _____	
TOTAL ENCLOSED:		\$ _____	

Beaded Mini Stocking Trio

Kit Includes: beads and Printed Pattern

Kit Fee: (set of 3)	\$40.00	\$ _____	
Mailing Fee (optional)	7.50	\$ _____	
TOTAL ENCLOSED:		\$ _____	

You will receive a confirmation email from Karen that your registration has been received.
 Questions? Please email Karen at: zhmk31@gmail.com

Dallas Area Fiber Artists

The Dallas Area Fiber Artists (DAFA), offers monthly programs on subjects such as thread and fabric painting, surface design, papermaking, mixed-media collage, garment design, fiber jewelry, altered books and many other fiber techniques. DAFA invites you to join us at 6:45 on September 26th at CC Young Retirement Community for a lecture by artist Kiki Baughman, “*New life for old books.*” Kiki will talk about the process of taking a book from trash to artwork.



Dallas Area Fiber Artists
www.dallasfiberartists.org

For more information on our upcoming programs, please visit our website at www.dallasfiberartists.org. If you'd like to receive our monthly newsletter, just send an email to: website@dallasfiberartists.org

New DNTG Website

If you haven't visited the DNTG website this summer, you need to check it out. Michelle Kocurek, our new Technology Chairman, did an excellent job redesigning our website to improve functionality and useability. The new website allows visitors to:

- **About:** learn about our organization and what we have to offer. The drop-down menu features Show & Tell from our general meetings, State Fair entries/winners from DNTG, and more information about EGA
- **Events:** lists meeting days, times and locations. The drop-down menu features upcoming Workshops, education classes, Stitch-a-long projects, and information about our upcoming ReTreat
- **Calendar:** interactive calendar - click on an event to see the time, location, and a map
- **Membership Info:** explains the different types of DNTG memberships along with a downloadable registration form. The drop-down menu lists our current board and committee chairmen
- **Contact:** online email form goes directly to our Gmail
- **More:** the drop-down menu features the past 18 months of newsletters and a password protected members only section where you can find DNTG directories, bylaws and administrative forms for easy download (the password was shared via email this summer)
- **All logos:** are clickable links to EGA, SCR, and our Facebook Group page
- **All events:** have downloadable pdf files so you can easily register for a class or ReTreat

Come check it out – it's even easy to use on your phone. Now you have all the information you need about DNTG right at your fingertips!

DNTG has a new Facebook Page and Group

The Technology Committee has been working hard this summer to create a new DNTG Facebook page and Facebook group.

To locate our Facebook page, go to <https://www.facebook.com/profile.php?id=100081838646134> or search for Dallas Needlework. Request to be friends with DNTG and you will start to get our feed on your Facebook home page.

Our NEW Facebook Group page lets members post photos of their work-in-progress or finished projects and communicate with other members. Joining is easy!

- Search on Facebook for Dallas Needlework (DNTG) Group or scan the QR code
- Answer three simple questions about stitching and accept the group rules

Once you have been approved, you will be able to help members that have questions or praise them for the work they have completed. The group is private - join today so you don't miss out on our member's awesome Show & Tell photos.

Michelle Kocurek
Technology Chairman



EGA GCCs and Lightning Rounds Registration Ends September 1



Fall Colors.
A Study in Rozashi
with Margaret Kinsey

Mythical Myrtle
with
Barbara Kershaw



Hearts for You
with Denise Harrington Pratt



Avondale
with Carol Currier



Symphony
with
Barbara Kershaw

Birds of a Feather Stitch Together ReTreat 2023 January 18-22, 2023

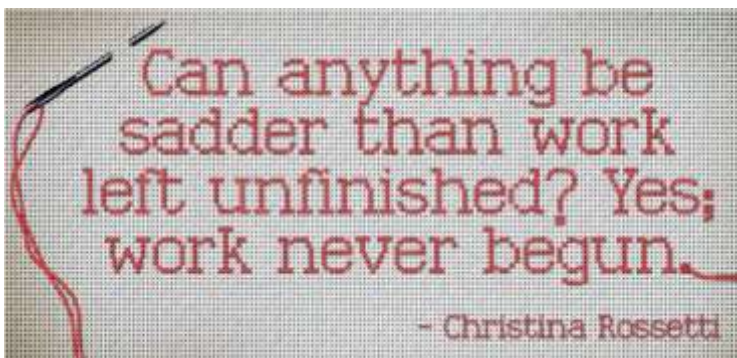
It's time to make your reservation for DNTG's 30 th ReTreat at Tanglewood! The Stitchin' Chicks are eggcited to welcome you back, and we hope you all are ready for a relaxing, fun time!

Your deposit of \$100 along with your completed registration form, included in the newsletter, is due by Friday, October 7, 2022. The balance is due no later than December 9, 2022. At this time, payment may be made by check only. Please remember your reservation will not be confirmed until receipt of your completed registration form!

We are also happy to announce that a Stitching room will be provided again this year for early arrivals on Tuesday, January 17 th ! Your cost is \$89 per night plus tax and resort fees. All early reservations must be made directly with Tanglewood Reservations and are not included in your DNTG ReTreat payment.

Now's the time to clean out your stash and make plans to bring any unwanted items to ReTreat! It's always so much fun to browse the Stash table and find a new project waiting there just for you! Remember, your "trash" may be someone else's treasure!

The Stitchin' Chicks are eggstatic to be hosting the 30 th Retreat and look forward to having lots of stitchers in the flock! See you in January!!!



From Our Vice President

I am pleased to serve as your Vice President. One of the roles of the VP is to act as a liaison between DN&TG members and the board. If you have any suggestions or concerns regarding DN&TG, please forward them to me. All issues will be respected, carefully considered, and will be brought before the board. You may remain anonymous if you choose or, if you have a matter of delicacy and feel more comfortable discussing it with me, my contact information is listed below for your convenience. Please feel free to call or email me. Our members are eager and prepared to help one another. Together we can grow and make DN&TG very special. Don't forget to share your positive experiences with the Guild, too.

Randy Engeran
Vice President
Email: rengeran@verizon.net
Phone: 972-670-1278

Arrangements

I'm very excited to be working on the arrangements and refreshments for the Fall Coffee September 8th. The Coffee will be held at our usual sew day location at Lunt Hall from 10:00-12:00 at the Church of the Holy Communion.

Make sure to check the DN&TG calendar for updates on No Sew Days as a couple of dates have changed.

I am currently working on a date for the Silver Chalice store to be open to our members. It has been fun in the past to shop for the Holidays or just because

I'm looking forward to seeing everyone back in person and will keep you posted on upcoming events.

Sincerely, June Roden



30th Annual ReTreat Registration Form January 18-22, 2023

Name: _____ EGA #: _____

Address: _____ City _____ State _____ Zip _____

Email: _____ Phone: _____

I stitch with (name of group): _____

Emergency Contact (name & phone): _____

The registration fee includes all appropriate lodging and meals based on the day you arrive. Meals include: 2 meals on Wednesday, 3 meals on Thursday-Saturday, and Sunday brunch as well as sodas, coffee and tea in our meeting room.

Arrive on:	Wednesday	Thursday	Friday
Single	\$772.00	\$586.50	\$401.00
Double*	\$640.00	\$487.50	\$335.00
Triple*	\$584.00	\$445.50	\$307.00

Circle the fee for the date of your arrival and list your roommate(s) here: _____

* Prices stated are for roommates arriving on the same day. If arriving on different days, additional room costs are the responsibility of the roommate arriving on the earlier day.

Special Requirements:

Room close to event room: _____ Non-smoking: _____

Special Diet: Vegetarian _____ Low fat _____ Other: _____

Mail this form to: Margaret Cotton, 846 Carriage Drive, Tyler, TX 75703

Please indicate if you are paying your \$100 deposit by check or ZELLE

ZELLE: dntg.treas@gmail.com

REQUIRED FOR ZELLE: In the Memo field, indicate ReTreat

Deposit / registration form due by Oct. 13, 2022. Balance due Dec. 8, 2022.

Payment Method
(circle one)

Check ZELLE


DNTG's Standing Rules state "items on the stash table are to be taken for the members' stitching enjoyment and are NOT to be taken by members for sale."

By signing this I acknowledge this policy and grant DN&TG permission to use photos taken of me in future newsletters.

Cancellation Policy: Fees are fully refundable prior to December 8, 2022. From 12/8/22 – 1/8/23, the fees paid minus \$100.00 deposit are refundable. After January 8, 2023, no refunds can be issued except in cases of emergency, the effort will be made to refund the fee minus the \$100 deposit. No refunds can be guaranteed.

October 13 Program

Aztec Scissor Case By Kate Gaunt



As a founding member of the team who brought the EGA Facebook Stitch-a-long program to life, Kate Gaunt shared a number of terrific projects with EGA members. Kate will join us for our October 2022 general meeting where she will present an overview of her project, Aztec Scissors Case. This piece features the unusual and graphic Aztec stitch, which isn't difficult but is unique in the method used. This stitch is often found on Mexican samplers.

Supplies needed for this project include:

- 18-ct mono canvas – cut size 6" x 12" (orientation doesn't matter – just use the same dimensions) (Kate used ecru)
- Threads:
 - One ball (partial) #8 pearl cotton – Kate used ecru (DMC) to match her canvas
 - Four skeins #5 pearl cotton (DMC). Kate used :
 - 825 (blue)
 - 907 (lime green)
 - 727 (yellow)
 - 740 (orange)
- 6" x 12" stretcher bars and brass tacks



The focus of our October program will be to review the instructions for 1 insight on successfully navigating the Aztec stitch. Instructions for the project can be downloaded from the EGA website through the links below:

<https://egausa.org/aztec-scissors-case-april-2021-stitch-a-long/>

<https://egausa.org/june-2021-stitch-a-long-aztec-scissors-case-side-2/>

<https://egausa.org/september-2021-stitchalong-aztec-scissors-case-finishing/>

Future Catherine Theron Workshops

We are very excited to announce **Tri-Fold Carnation Sewing Case** and **A Band Sampler for Spring** workshops will take place the last week of October 2023. A Signup Genius was emailed to the membership in June to choose two Catherine Theron workshops and ones that received the most votes were selected. Registration forms will be available in the spring. So mark your calendars now.



November 10 Program

Perforated Paper Needlework 1840 - 1900

By Claudia Dutch Kistler



This lecture will share with you the creativity of counted thread pieces worked on specific "fabric" that was once very popular but is almost forgotten today. Between 1840 and 1900 a popular needlework pastime for both children and adults was stitching on perforated paper. In this lecture you will see an overview of the history and different types of perforated paper needlework. You will see some amazing technique and creativity in these antique pieces that you may not know was possible.

The era of the counted thread linen sampler, with designs worked in cotton or silk on fine fabrics, began to wind down about 1850. By 1870, brightly colored German wools were being used on needlepoint canvas for Berlin work patterns of flowers, animals, and geometric designs. These two types of needlework are very different. Do you ever wonder what happened to bridge the gap between these two familiar types of needlework? Perforated paper, also known as Bristol card, filled that gap. Perforated paper was a cardboard punched with evenly spaced holes that was sold in sheets. Perforated paper could be used for counted thread design, for needlepoint design, and for printed design. By 1860 perforated paper was the common "fabric" for needlework because it was easy to find, affordable, and fun to work. Bristol card allowed for new types of design, offering different creative options that were not successful on fabric or canvas. Stitchers began to choose paper over fabric, magazines offered counted thread paper projects, and designers began to offer printed pieces.

This lecture presents an overview of three categories of perforated paper needlework: The Smalls [1840-1860]; The Samplers [1840 – 1870]; and The Mottoes [1870-1900]. You will see examples from Claudia's extensive collection of perforated paper pieces. Some of the samplers reveal history about the maker, and Claudia will share those stories with you.

Come join Claudia for this special Zoom event and enjoy the wonderful creativity of the stitchers who worked their forgotten stitches on perforated paper.

Costa's Hummingbird Workshop

Joyce Houck's *Costa's Hummingbird* pilot class took place on May 19, 20, 23 & 24, 2022 with nine students. Joyce Hock introduced the students to thread painting techniques. The students helped revise and edit the instruction book provided by the teacher. The project will be taught at EGA National Seminar in New York in August 2022. It was a great experience to host a pilot class.



Audra Kennedy's Initials Workshop Surface and Ribbon Embroidery April 27-28, 2023

Each student will choose their initial prior to class. The designs will be drawn by the instructor onto handkerchief weight linen with a fusible backing. Since every letter has 5-7 flowers in common, those will be the focus of the first day of class. I will also discuss color selections, stitches required, and how to customize the letter if they wish.

The second day will be spent continuing learning the basic flowers and adding those unique to each person's letter.

Kit Fee: \$95

Design Area: 15" x 15"

Kit Contents:

- 15" x 15" piece of linen with Pellon Shape-Flex interfacing (SF101) applied
- 14" x 14" muslin "dirt cloth" to protect your stitching
- 10" x 10" practice piece of cotton
- 4mm and 7mm silk ribbons
- DMC flosses, needles, and complete instructions

Students will be asked to bring an 8 ½" or 10" wooden hoop, scissors and any lighting and magnifiers they feel they need.



Registration Deadline: March 25, 2023

Name: _____ EGA #: _____

email: _____ Phone: _____

Address: _____

City: _____ State: _____ Zip: _____

Payment Method (circle one)

Check **ZELLE**

Your kit fee is your **non-refundable** deposit.

There is a \$20 additional charge for non-chapter members. No ghosts are allowed for this class.

You can pay either by check payable to DNTG or ZELLE to: dntg.treas@gmail.com
REQUIRED FOR ZELLE: In the Memo field, please type: **Ribbon Embroidery workshop**

This form must be submitted to be registered for the class.

Mail to: Marty Anderson, 4003 Rolling Knolls, Parker, TX, 75002

email: martya48@swbell.net

A Chart for You

“Autumn Owl”

SHANNON
CHRISTINE
Designs

Page 1 Autumn Owl Shannon Wasilieff



- DMC:
- 349
 - 352
 - 581
 - 722
 - 3047
 - 3828
 - 3833
 - 351
 - 420
 - 720
 - 3046
 - 3819
 - 3831
 - BLANC

Backstitch in 420



© Shannon Wasilieff, 2022

For personal use only

www.ShannonChristine.com





The Royal School of Needlework has created an online resource for finding stitches. Here is the information that they posted on their website: <https://www.rsnstitchbank.org/>

The **Royal School of Needlework** was founded in 1872 with a mission to preserve the art of hand embroidery.

To mark its 150th anniversary the RSN is launching the **RSN Stitch Bank** to continue this mission. The RSN Stitch Bank aims to digitally conserve and showcase the wide variety of the world's embroidery stitches and the ways in which they have been used in different cultures and times.

Launching with an initial 150 stitches, the RSN Stitch Bank is an ongoing project. More stitches will be added regularly and the RSN will be working with partners around the world to include stitches from different traditions.

For each stitch we need to:

- Film and edit a video demonstrating the making of the stitches.
- Create step by step text, illustrations and photos of the stitch's construction.
- Research a short history of the stitch and its use.
- Create an icon to help identify a stitch at a glance.
- Classify the stitch according to the taxonomy we are developing for the project.
- Select items from the RSN Collection which show this stitch in use and photograph the piece as a whole and of the stitch close up.

Ways and Means Sharing. Learning. Giving.

DN&TG provides many opportunities to share our talents, learn from each other and give our time and our gifts to help make a positive impact on our community!

RETAIL PROGRAMS

Please sign up for DN&TG reward money...

1.  Community Rewards - link your card to DN&TG by entering number **62238**
2.  use this link to set up your account to support DN&TG

<https://smile.amazon.com/ch/75-1528971>

Donated to EGA - \$129.97

DECEMBER

Toys will be collected at our annual Holiday luncheon hosted by Judy McGraw.

"STITCH IN PUBLIC" DAY

February 4, 2023

EGA sponsored "Stitch in Public" day. DN&TG will be participating in the national event by stitching at a local mall. Details to follow.

Thoughts and Prayers

Please keep these members in your thoughts and prayers.



Karen Dittmar – husband sick
 Connie Litfin – head injury
 Elena Andreda – Sympathy for in laws death
 Family of Sylvia Chamberlin on her death
 Mel Torres (our custodian at CHCC) – Sympathy Loss of Father

Membership

New Members:

Your membership number will be sent to you directly from EGA. Please forward this number to judithmcgraw65@yahoo.com so that our records will show you are qualified to participate in all the FUN stuff offered through DN&TG!!!

All Members:

CHANGES! If ANY of your information changes, please remember to contact me at judithmcgraw65@yahoo.com to insure you receive the latest and greatest news from DN&TG. You must also contact Tonya Parks at EGA National, typarks@egausa.org or call 502-589-6956, to ensure you continue to receive your local, Region and National EGA communications and publications. IT IS YOUR RESPONSIBILITY TO MAKE THESE CHANGES TO RECEIVE ANY AND ALL COMMUNICATIONS FROM EGA.

Bring a Friend!

Your name will go in a drawing for each and every one of your friends that joins DN&TG during the year. What does that mean? You have a great chance to win a year's **FREE** membership!

Come to our General meetings!

Great friends, delicious refreshments and outstanding programs! And... just be attending, you may be the lucky one that receives a small prize. Service length pins are available at the membership "Welcome" table. Don't forget to wear your name tag.

Judy McGraw
Membership Chairman
judithmcgraw65@yahoo.com




New Members

A warm welcome our new members. When you see them, please welcome them to DNTG.

Debra Bessent
Allison Eagan
Doris Fuertes
Teresa Murphy
Cyndy Kier
Amy Draper
Debbie Osborne
Kate Johnson
Anna Todd

For updates to the 2022-2023 Membership Directory, go to www.dntg.org

DN&TG Nametag



Blue = DMC 824

Red = DMC 816



**Dallas Needlework and Textile Guild
Embroiderers' Guild of America (EGA) South Central Region (SCR)
Membership Form – 2022-2023**

<p>\$64 – DN&TG Primary</p> <p>_____ New EGA / DNTG member</p> <p>_____ Renewing DNTG member</p> <p>_____ EGA member / new DNTG Primary</p>	<p>\$20 – Plural inside SCR / \$25 – Plural outside SCR</p> <p>_____ Plural Member</p> <p>Primary Chapter: _____</p>
--	---

Name: _____ EGA #: _____

Address: _____

City: _____ State: _____ Zip: _____

Phone: _____ (H) _____ (C) _____

email: _____

Birthday (Month and Day): _____ Referred by: _____

How long have you been stitching and what is your stitching passion? _____

Questions or Suggestions? _____

Guests are welcome to attend three general meetings, sew days or satellite meetings
after which we invite you to become a dues-paying member!

Mail this form to:

Judy McGraw, Membership Chairman
9909 Basalt Lane, Denton, Texas 76207
judithmcgraw65@yahoo.com

Payment Method (circle one)

Check ZELLE

Annual dues are payable by May 1st of each year.

Payable by check to DNTG or ZELLE: dntg.treas@gmail.com

REQUIRED FOR ZELLE: In the Memo field, indicate the event you are paying for – Membership Dues

Dallas Needlework & Textile Guild

c/o Jo Ann Jackson
6608 Garfield
Plano, TX 75023