



The Needle Knows

Dallas Needlework and Textile Guild
South Central Region



<http://www.DNTG.org>

From the President

Time – it really does go by in a blink. It’s hard to believe a year has gone by. I had a great time being your DNTG President. We branched out, tried new things, and grew as an organization.



It all began in July with a focus on promoting DNTG digitally through our website and social media. This could not have happened without all of Michelle Kocurek’s hard work over the summer. In August, we attended our first trade show and met some new members. September featured our first Facebook ad bringing 15 new faces to our welcome coffee. It also kicked off our new charm incentive program.

Thanks to Karen Hamilton, Elena Andrade, Marty Anderson, Cyndi Scott, Connie Litfin, June Roden, and Judy McGraw – our guests were warmly welcomed at our meetings and got to experience the wonderful programs, workshops, and education classes we offered throughout the year.

A special thanks to board members who worked tirelessly behind the scenes: Jo Ann Jackson kept us well informed with joyful newsletters, Jan Goss sent cards to members and kept our minutes, Randy Engeran and Jennifer Mullins kept our finances on track, Karen Dittmar represented us well at SCR meetings and worked on our Opportunities Knocks basket. In January, Cyndy Kier and the Stitching Chicks hosted an awesome ReTreat. Linda Cox and Robin Caraway did a great job as our Sampler Group and Plano Satellite chairs.

February was our first library display coordinated by Linda Cox and Donna Casey. They did a fabulous job! At the end of April, we can boast 19 new members to DNTG, over 400 charms were handed out, and over 25 members have worked on our 50th anniversary project for the Dallas Zoo.

I can’t wait to see what next year brings.

Paige Guillory
President

Calendar

May

- 4 Board Meeting, 10:00 AM
- 8 Plano Satellite
- 11 DNTG May Luncheon & Installation of Officers for 2023-2024 – 11:00 AM
- 18 Sampler Group
- Turn Over Board Meeting 10:00 AM
- 22 Plano Satellite

June

- 1 NO SEW DAY
- 6-10 SCR Region Seminar – “Sugarland Express” in Sugarland, TX
- 8 SEW DAY
- 12 Plano Satellite
- 15 NO SEW DAY
- 21-22 Pilot Class – Blossom Time – Kathy Reese
- 26 Plano Satellite

The Church of the Holy Communion

17405 Muirfield Drive, Dallas, TX 75287

Sew Days – 10:00 a.m.-2:00 p.m. Bring a sack lunch

General Meeting – 10:00 a.m., Coffee at 9:30 a.m.

Board Meeting – 10:00 a.m. – 12:00 p.m.

Custer Road United Methodist Church

6601 Custer Road, Plano, TX 75023

Plano Satellite – 7:00 p.m. – 9:00 p.m., Room B13

This is the newsletter of the Dallas Needlework and Textile Guild Chapter of "The Embroiderers' Guild of America, Inc."

President:

Paige Guillory
email: paige.guillory@verizon.net

Membership:

Judy McGraw
email: judithmcgraw65@yahoo.com

Newsletter:

Jo Ann Jackson
email: jajmj@gmail.com

General meetings are held at *The Church of the Holy Communion*, 17405 Murfield Drive, Dallas, on the second Thursday of the month with coffee at 9:30 a.m. and the general meeting at 10:00 a.m. Information and dates for these and other meetings will be listed in the calendar. Sew days are also held at *The Church of the Holy Communion* on all other Thursdays of the month from 10:00 a.m. – 2:00 p.m. Bring a sack lunch.

All EGA chapters have permission to reprint any original material contained herein. Any copyrighted material will be clearly marked and may not be reprinted without the author's permission. Proper credit is always appreciated.

The deadline for submission of written articles for publication in the newsletter is the 15th of the prior month.



Plano Satellite

The Plano Satellite group meets on the second and fourth Mondays of most months at 7:00 p.m. at Custer Road United Methodist Church. The church is located at 6601 Custer Road in Plano. Entry to the building is through the far SE door on the corner: it faces the traffic signal at Custer and Cumberland. We meet in room B13 in the basement. Come join us for a fun evening of stitching!

Robin Caraway
rcarawaycpa@sbcglobal.net

Sampler Group

The next meeting of the Sampler Group will be held on Thursday, May 18, 2023 from 10-2 at the Church of the Holy Communion. We will continue to share our knowledge and love of samplers and make plans for next year's meetings.

Thank you to Cyndi Scott for a great tutorial on strawberry finishing at our April meeting.

Sampler Group members have selected a Quaker theme for 2024. We will investigate early and later Quaker samplers, and each member will challenge herself to stitching a Quaker design and incorporating it into a stitched piece.... anything from a full sampler to a small pinkeep.

The finished pieces of this year's Strawberry Project will be displayed at the Spring Luncheon on Thursday, May 11, 2023. Please make plans to finish your projects & bring them to the May Luncheon. The Library Display Committee would appreciate the loan of your Strawberry project for the June display at Preston Royal Branch of the Dallas Public Library.


Linda Cox, Sampler Group Chairman



Dallas Needlework and Textile Guild 2022-2023 Master Calendar

May 4, 2023	Board Meeting, 10:00 AM
May 11, 2023	DN&TG May Luncheon & Installation of Officers for 2023-2024 – 11:00 AM
June 1, 2023	NO SEW DAY
June 6-10, 2023	SCR Region Seminar – “Sugarland Express” Sugarland, TX
June 15, 2023	NO SEW DAY
June 21-22, 2023	Pilot Workshop – “Blossom Time” taught by Kathy Rees
September 1-5, 2023	EGA National Seminar – “Boston Stitch Party” in Boston, MA
October 25-28, 2023	Workshop (two 2-day classes) – “ <i>Tri-Fold Carnation Sewing Case</i> ” and “ <i>A Band Sampler for Spring</i> ” taught by Catherine Theron
November 23, 2023	NO SEW DAY
December 28, 2023	NO SEW DAY
June 1016, 2024	SCR Region Seminar – “Dive into Stitching” in San Marcos, TX
August 12-18, 2024	EGA National Seminar – ‘Preserving Needle Arts’ in Atlanta GA
June 2025	SCR Region Seminar – Fort Worth TX
Summer 2025	EGA National Seminar – South Central Region

The purpose of the master calendar is to help our members see all upcoming DN&TG events in one place. The workshops of other guilds are being included in attempt to avoid scheduling conflicts. Events will be added as dates become available, so check your monthly newsletter for the most recent calendar.



Education

Thanks to Connie for the great Education programs this year. We learned to work with wool and made Strawberries, Pin Cushions, and Scissor Holders. We learned Book Binding to add an odd number of pages to a needlebook. And we learned to cover stitched buttons. Thanks again Connie for all the wonderful programs.



Region Representative

We had such a good response to Plenty of Strawberries (we were #2 in sales at the opportunity knocks!) that we will continue this year with:

Even More Strawberries!

If you made something for last year, please consider making something again. There are several great patterns for strawberry “cones”, and I’m planning on stitching one for the “basket” (it will be a tray and a stand for the cones!) and we already have a bracelet from Sue Cathcart and a donation from Paige of a lovely chatelaine! You can contact me with any questions.

Karen Dittmar
needlenut7@aol.com

Heart In Hand

If you are nominating that special person who kept us going during the pandemic by setting up our Zoom meetings, instructing our members on how to use this technology to keep our chapter going with programs and lectures, please bring the nomination sheet to the May 9th meeting. I have to turn these into Region by May 15.

Each winner receives a certificate suitable for framing, \$50 cash and a Heart and Hand Pin. This is a great way to say thank you.



South Central Region

All-Expense Paid Trip to
 ‘Dive Into Stitching’ Seminar
 San Marcos, TX
 June 11-15, 2024

Donations \$10 Each or 12/\$100

Drawing to be held at Seminar 2023 in
 Sugarland, TX

Upcoming Programs

Installation of New Board Luncheon

May – Luncheon and installation of new officers, presentation of sampler group project, and show and tell.


Library Displays

Plans are underway to place strawberry themed projects in the Preston Royal branch of the Dallas Public Library during the month of June. Members are encouraged to loan the committee any items made with needle and thread that follow that theme. The committee requests that we borrow items the day of the May Luncheon and will return them in July.

Tentative plans are to display patriotic items in a library during the month of July. Please bring any patriotic themed items to a meeting or Sew Day during the month of May or June.

Please contact:

Linda Cox(lindarcox@earthlink.net),
Jan Goss(janjgoss@gmail.com), or
Donna Casey(dacdalfi@gmail.com) to loan items



May

Kathy Aikens	5/2
Karen Dittmar	5/2
Jane Tracy	5/9
Linda Herrian	5/11
Lilianne Sobrado	5/12
Barbara Rasmussen	5/14
Lisa Villalobos	5/22
Paige Guillory	5/27
Donna Casey	5/28

July

Jan Blevins	6/1
Lois Albert	6/2
Barbara Shaw	6/2
Susan Koellner	6/23
Lisa Miller	6/26


August

Katherine Woodward	7/1
Sue Cathcart	7/5
Jennifer Mullins	7/7
Janetta Williamson	7/9
Chris Wasson	7/13
Gwen Gibbs	7/14
Cyndy Kier	7/14
Shelly Miland	7/20
Dianne Bielstein	7/22
Deborah Morris	7/26
Cyndi Scott	7/26
Rebecca Morris	7/27
Valorie Russell	7/27
Stephanie Kolban	7/29



A Chart for You

Designed by Sandra Moffitt of Hands Across the Sea Samplers



Join Our New Facebook Group



Come join our new DNTG Facebook Group! You'll be able to post pictures of your projects, talk to other stitchers and see what they're working on. If you can't attend an event, our

Facebook Group will have posts from our monthly Show & Tell, workshops and education classes. We'll also post upcoming activities on the Events page on our website www.dntg.org.

It's easy to get started! You can search for Dallas Needlework (DNTG) on Facebook or scan the QR code.

Be sure to come back often to see what our chapter is doing and check out other DNTG members' posts featuring their projects and make comments.

Michelle Kocurek
Technology Chairman



Have you seen Our New Website



Visit our website at www.dntg.org. It has information about our organization, workshops, education classes, photos, an interactive calendar, membership information, newsletters and even a member only section. It's even easy to use on your phone.

Michelle Kocurek
Technology Chairman

Programs

Upcoming Chapter Programs

SAL Celebration and Thank You!

At our end-of-the-year luncheon on May 12, we will celebrate everyone who has finished one (or both!) of this year's Stitch-a-long (SAL) projects. The two projects selected were the Beaded Mini Stocking Trio from Thread-A-Bead (Santa, Snowman, and Elf) and Kathy Rees/Stitching Delights' Christmas Rounds. Twenty-seven members participated in these SALs this year and we want to see the results!

Bring your finished SAL pieces to the luncheon and receive a charm for your efforts! Not going to be at the luncheon? While we'll miss seeing you and your finishes in person, you can still participate by sending photos of your finished pieces to zhmk31@gmail.com by 5/9/2023. Thanks to all who participated, near and far!

I want to take this opportunity to thank all of the DN&TG members who participated in our programs this year. It has been my pleasure to serve the members as the program chair and I appreciate all the kind comments I have received regarding the programs presented. I congratulate June Roden on her election to the position of programs chair for our 2023-2024 season and I look forward to seeing what creative ideas she will be sharing with us. Take it away, June!

Karen Hamilton
2022-2023 Programs Chair



A decorative border of watercolor-style flowers and foliage surrounds the text. The border includes various flowers like pink roses, purple flowers, and blue flowers, along with green leaves and dark blue berries.

Join us for the May Luncheon and Officer Installation

Date: Thursday May 11, 2023

Time: 11:30 a.m.

Location: **la Hacienda Ranch**
17390 Preston Rd
Dallas, TX 75252


Cost: \$35

Please come and join us for chips and salsa, a fajita buffet, and apple pie with cinnamon ice cream for dessert. Soft drinks and iced tea included. A cash bar is available.

Please make check out to DN&TG or **ZELLE: dntg.treas@gmail.com** payment with description of May luncheon in the Memo Field. When you Zelle your payment please let me know so I can verify its receipt with Jennifer and include you in my final count for the restaurant. You can mail checks to June Roden at 3709 Skyline Dr Plano, Tx 75025. I will also take checks at sew day or March and April General Meetings. All reservations are due by May 1

Because of space limitations please bring only the sampler group project and/or stitch-a-long projects to showcase. There will be no other show and tell.

EGA GCCs and Lightning Rounds Registration Ends March



Finishing With Flair
By Mairon Scoular



Embroidery with Mixed Media
By Laura Smith



Spring Splendor
By Kay Stanis



More Than a Rose
By Melinda Sherbring



Beginning Tenerife Lace
By Jonalene Gutwein

Catherine Theron Two-Day Workshop Tri-Fold Carnation Sewing Case October 25-26, 2023

Carnations in flower lore represent maternal love. This pocket-sized case, worked on 32-count linen with silk threads in shades of red and green with accents in brown, highlights some of the varied shapes and counted stitches used throughout history to depict the carnation.

The front cover has a single stylized carnation. The back and inner covers feature variations of this flower. Two diagonal inside pockets feature more stylized depictions of the carnation, and the final inner panel holds a pin cushion. A Queen Stitch scissor fob finishes off the carnation theme. The two spine areas are used for personalization.

Stitches include Queen, Florentine, Outline, Smyrna Cross, Satin Cushion, Double Running, Petit Point, Palestrina Knot, Satin, and Cross Stitch over One.

Level: Intermediate **Design Area:** 9-5/8" x 2-3/4"
Kit Fee: \$135 **Folded:** 2- 3/4" square x 3/4" deep

The deadline for registration is
September 4, 2023.

Kit Contents: 32-count linen fabric, silk threads, color copies, charts, instructions, stitch diagrams, detailed finishing instructions, practice fabric, various tapestry & sharp needles, batting, interfacing, Skirtex, ribbon, cardstock, Ultrasuede, Mother-of-Pearl button, and beads



Name: _____ **EGA #:** _____

Address: _____

City: _____ **State:** _____ **Zip:** _____

email: _____ **Phone:** _____

Your kit fee is your **non-refundable** deposit.

You can pay by check (to DNTG) or **ZELLE:** dntg.treas@gmail.com
REQUIRED FOR ZELLE: In the Memo field: **Catherine Theron Tri-Fold Case**

Payment Method
(circle one)

Check **ZELLE**

This form must be submitted to be registered for the class.

Mail to: Marty Anderson, 4003 Rolling Knolls, Parker TX, 75002
email: martya48@swbell.net

Slate of Officers for 2023-2024

The following slate of officers has been Ellected at the April General Meeting. Thanks to the Nominating Committee chaired by Mickelle Kocurek

New Officers –

- President – **Randy Engeran**
- Vice President – **Marty Anderson**
- Programs Chairman – **June Roden**
- Education Chairman – **Connie Liftin**
- Arrangement Chairman – **Valorie Russell**
- Workshop Chairman – **Cyndi Scott**
- Assistant Workshop Chairman – **Jan Goss**
- Secretary – **Marsha Buckingham**
- Treasurer – **Jennifer Mullins**
- Membership Chairman – **Paige Guillory**
- Region Rep – **Jo Ann Jackson**

Thanks to all who volunteered for office next year

From Our Vice President

I am pleased to serve as your Vice President. One of the roles of the VP is to act as a liaison between DN&TG members and the board. If you have any suggestions or concerns regarding DN&TG, please forward them to me. All issues will be respected, carefully considered, and will be brought before the board. You may remain anonymous if you choose or, if you have a matter of delicacy and feel more comfortable discussing it with me, my contact information is listed below for your convenience. Please feel free to call or email me. Our members are eager and prepared to help one another. Together we can grow and make DN&TG very special. Don't forget to share your positive experiences with the Guild, too.

Randy Engeran
Vice President
Email: rengeran@verizon.net
Phone: 972-670-1278

EGA Online Classes

Have you tried any of the EGA Online Classes. These are the next three that are available (More information at: <https://egausa.org/online-studio-classes-kat-diuguid-catherine-jordan-terri-bay-dawn-fisher/>)

Terri Bay
Blustery Conditions
Register: April 5 – May 3,
Class July 5 – August 16,



Dawn Fisher
Star Spangler Sampler
Register May 3-June 7
Class August 2-Septemter 13



Arrangements

Just a quick note to let you know Lund Hall will not be available next Thursday, May 4. We will meet in Miller Hall instead. It is the small white building behind the parking lot (directly across from where we normally meet).

You can still turn in a reservation for our installation luncheon until May 4. See the invitation in this newsletter



Catherine Theron Two-Day Workshop A Band Sampler for Spring October 27-28, 2023

Worked on 32-count linen with silk threads, this small band sampler incorporates various embellished Double Running Stitch patterns featuring fanciful flowers, leaves, strawberries, and peapods.

Stitches used include Double Running, Detached Buttonhole, Trellis, Spiral Trellis, Double Italian Cross, Roman, Long-Arm Cross, Small Rice Stitch, Diagonal Princess Stitch, Satin, Queen, Montenegrin, And Petit Point

Finished design size is approximately 4" X 13" high.

Level: Intermediate-Advanced

Design Area: 4" x 13"

Kit Fee: \$135

Kit Contents: 32-count linen fabric cut 11" x 18"
Silk threads, color copies, charts, instructions,
stitch diagrams, practice fabrics and threads,
various tapestry & sharp needles

The deadline for registration is September 4, 2023.

Name: _____

email: _____

Address: _____

City: _____ **State:** _____ **Zip:** _____

Your kit fee is your **non-refundable** deposit.

You can pay by check (to DNTG) or **ZELLE:** dntg.treas@gmail.com

REQUIRED FOR ZELLE: In the Memo field: **Catherine Theron band sampler**

This form must be submitted to be registered for the class.

Mail to: Marty Anderson, 4003 Rolling Knolls, Parker TX, 75002
Email martya48@swbell.net

Payment Method
(circle one)

Check **ZELLE**



A Chart for You

Sewing Room Cross Stitch Pattern


Design Size: approx. 3" x 4.5" on 14-count Aida Cloth
 45 stitches by 62 stitches
 -Use 2 strands embroidery floss for crossstitch
 -Use 1 strand embroidery floss for backstitch

tinymodernist


www.tinymodernist.com

COLOR	DMC	ANCHOR	X	BS
Lt. Yellow	725	305		
Dk. Yellow	972	298		
Lt. Pink	352	9		
Red	666	46		
Med. Red	498	1005		
Dk. Red	814	45		
Lt. Teal	3846	1090		
Teal	3845	1089		
Dk. Teal	3844	410		
Navy	3842	164		
Lt. Green	906	256		
Dk. Green	905	257		
Lt. Gray	168	274		
Gray	169	849		
Dk. Gray	535	401		

X= Full x-stitch
 BS= Backstitch
 *= 2 Strands



An Old Quacker Chart for You



Kathy Rees Blossom Time Needlepoint Pilot Class June 21-22, 2023



**Registration Deadline:
May 10, 2023**

Blossom Time

Spring has sprung! Layers of threads and stitches create the bands above and below the center ribbon of beaded embroidery flowers.

Students will be given instructions to reproduce my beaded design area but will also be encouraged to put their own spin on it. Kits will include a package of beads and embellishments as well as a batik applique.

Kit Fee: \$125

Kit Contents:

Instructions with color photos, 18 ct vintage French Blue mono canvas, and all threads, beads & embellishments to complete the design.

Pre-stitching: None

Student to Supply:

8x16 stretcher bars, tacks, laying tool, magnification/light if desired, and usual stitching supplies

NOTE: This seasonal beaded canvas work (Spring) is a companion to Beaded Bermuda Reef (Summer), Quiet Frost (Winter), and Rustling Leaves (Autumn – to be taught at ANG 2024).

Name: _____ EGA #: _____

email: _____ Phone: _____

Address: _____

City: _____ State: _____ Zip: _____

Payment Method (circle one)
Check ZELLE

Your kit fee is your **non-refundable** deposit.

There is a \$20 additional charge for non-chapter members. No ghosts are allowed for this class.

You can pay either by check payable to DNTG or **ZELLE** to: dntg.treas@gmail.com

REQUIRED FOR ZELLE: In the Memo field, please type: **Blossom Time Workshop**

This form must be submitted to be registered for the class.

Mail to: Cyndi Scott, 6817 Riverchase Trail, Denton, TX, 76210

email: pedirn78@gmail.com



The Royal School of Needlework has created an online resource for finding stitches. Here is the information that they posted on their website: <https://www.rsnstitchbank.org/>

The **Royal School of Needlework** was founded in 1872 with a mission to preserve the art of hand embroidery.

To mark its 150th anniversary the RSN is launching the **RSN Stitch Bank** to continue this mission. The RSN Stitch Bank aims to digitally conserve and showcase the wide variety of the world’s embroidery stitches and the ways in which they have been used in different cultures and times.

Launching with an initial 150 stitches, the RSN Stitch Bank is an ongoing project. More stitches will be added regularly and the RSN will be working with partners around the world to include stitches from different traditions.

For each stitch we need to:


- Film and edit a video demonstrating the making of the stitches.
- Create step by step text, illustrations, and photos of the stitch’s construction.
- Research a short history of the stitch and its use.
- Create an icon to help identify a stitch at a glance.
- Classify the stitch according to the taxonomy we are developing for the project.
- Select items from the RSN Collection which show this stitch in use and photograph the piece as a whole and of the stitch close up.

Ways and Means Sharing. Learning. Giving.

DN&TG provides many opportunities to share our talents, learn from each other and give our time and our gifts to help make a positive impact on our community!

RETAIL PROGRAMS

Please sign up for DN&TG reward money...

1.  Community Rewards - link your card to DN&TG by entering number **62238**



Thoughts and Prayers

Please keep these members in your thoughts and prayers.

Please keep all members safe



Membership

New Members:

Your membership number will be sent to you directly from EGA. Please forward this number to judithmcgraw65@yahoo.com so that our records will show you are qualified to participate in all the FUN stuff offered through DN&TG!!!

All Members:

CHANGES! If ANY of your information changes, please remember to contact me at judithmcgraw65@yahoo.com to insure you receive the latest and greatest news from DN&TG. You must also contact Tonya Parks at EGA National, typarks@egausa.org or call 502-589-6956, to ensure you continue to receive your local, Region and National EGA communications and publications. IT IS YOUR RESPONSIBILITY TO MAKE THESE CHANGES TO RECEIVE ANY AND ALL COMMUNICATIONS FROM EGA.

Bring a Friend!

Your name will go in a drawing for each and every one of your friends that joins DN&TG during the year. What does that mean? You have a great chance to win a year's **FREE** membership!

Come to our General meetings!

Great friends, delicious refreshments and outstanding programs! And... just be attending, you may be the lucky one that receives a small prize. Service length pins are available at the membership "Welcome" table. Don't forget to wear your name tag.

Judy McGraw
Membership Chairman
judithmcgraw65@yahoo.com




New Members

A warm welcome our new members. When you see them, please welcome them to DNTG. For updates to the 2022-2023 Membership Directory, go to www.dntg.org There have been 15 new members this year. Welcome them when you see them.



DN&TG Nametag



Blue = DMC 824

Red = DMC 816

**Dallas Needlework and Textile Guild
Embroiderers' Guild of America (EGA) South Central Region (SCR)
Membership Form – 2023-2024**

<p>\$64 – DN&TG Primary</p> <p>_____ New EGA / DNTG member</p> <p>_____ Renewing DNTG member</p> <p>_____ EGA member / new DNTG Primary</p>	<p>\$20 – Plural inside SCR / \$25 – Plural outside SCR</p> <p>_____ Plural Member</p> <p>Primary Chapter: _____</p>
--	---

Name: _____ EGA #: _____

Address: _____

City: _____ State: _____ Zip: _____

Phone: _____ (H) _____ (C) _____

email: _____

Birthday (Month and Day): _____ Referred by: _____

How long have you been stitching and what is your stitching passion? _____

Questions or Suggestions? _____

Guests are welcome to attend three general meetings, sew days or satellite meetings
after which we invite you to become a dues-paying member!

Mail this form to:

Judy McGraw, Membership Chairman
9909 Basalt Lane, Denton, Texas 76207
judithmcgraw65@yahoo.com

Payment Method (circle one)

Check ZELLE

Annual dues are payable by May 1st of each year.

Payable by check to DNTG or ZELLE: dntg.treas@gmail.com

REQUIRED FOR ZELLE: In the Memo field, indicate the event you are paying for – Membership Dues
You also must fill in this form and mail to Judy McGraw, Membership Chairman

Dallas Needlework & Textile Guild

c/o Jo Ann Jackson
6608 Garfield
Plano, TX 75023