



The Needle Knows

Dallas Needlework and Textile Guild
South Central Region



<http://www.DNTG.org>

From the President

It's Springtime – a time of new beginnings and growth. I can't wait to be outside and enjoy the spring weather. My mom and dad will be watching the hummingbirds that come to their feeders. And I will be enjoying the gardenias and other flowers in my backyard.

Most people will be thinking about spring cleaning. I love organizing my house. I know that sounds crazy but I like knowing where everything goes. It's fun to go through all my stuff and rediscover things I've put away and forgotten about. I'm sure your stitching stash is the same as mine. There's a lot of treasures in there waiting to see the light of day and get completed. There's also items I've outgrown that get put aside for someone else to discover on the retreat swap table.

This year, I'll be working on the DNTG community service project for the zoo.

I hope you'll add it to your list of projects too. We'll be donating **15+ cross stitch pieces**



to the Dallas Zoo to commemorate our **50th anniversary** in 2025-2026. Check out the article in this newsletter to see the different animals we'll be stitching for the Zoo's conservation project – **Protecting the Twelve**. We'll be stitching only the animals (no backgrounds) and mounting them on padded wood so the zoo can arrange them however they want in a mosaic display. I can't wait to see it completed. I hope everyone is as excited about this project as I am.

If you want to find out more about the Dallas Zoo's conservation program, and subscribe to their newsletter, go to: <https://www.dallaszoo.com/protecting-the-twelve>. Be sure to check out the new baby elephant while you're there!

Paige Guillory
President

Calendar

April

- 10 Plano Satellite
- 13 General Meeting – “Birthday Celebration” Education – Make a scissor holder
- 17 Plano Satellite
- 20 Sampler Group
- 20 2023-2024 Budget Proposal Meeting
- 27-28 Workshop – “Ribbon Embroidery” taught by Audra Kennedy

May

- 4 Board Meeting, 10:00 AM
- 8 Plano Satellite
- 11 DNTG May Luncheon & Installation of Officers for 2023-2024 – 11:00 AM
- 18 Sampler Group
- 22 Plano Satellite

The Church of the Holy Communion

17405 Muirfield Drive, Dallas, TX 75287

Sew Days – 10:00 a.m.-2:00 p.m. Bring a sack lunch

General Meeting – 10:00 a.m., Coffee at 9:30 a.m.

Board Meeting – 10:00 a.m. – 12:00 p.m.

Custer Road United Methodist Church

6601 Custer Road, Plano, TX 75023

Plano Satellite – 7:00 p.m. – 9:00 p.m., Room B13

This is the newsletter of the Dallas Needlework and Textile Guild Chapter of "The Embroiderers' Guild of America, Inc."

President:

Paige Guillory
email: paige.guillory@verizon.net

Membership:

Judy McGraw
email: judithmcgraw65@yahoo.com

Newsletter:

Jo Ann Jackson
email: jajmj@gmail.com

General meetings are held at *The Church of the Holy Communion*, 17405 Murfield Drive, Dallas, on the second Thursday of the month with coffee at 9:30 a.m. and the general meeting at 10:00 a.m. Information and dates for these and other meetings will be listed in the calendar. Sew days are also held at *The Church of the Holy Communion* on all other Thursdays of the month from 10:00 a.m. – 2:00 p.m. Bring a sack lunch.

All EGA chapters have permission to reprint any original material contained herein. Any copyrighted material will be clearly marked and may not be reprinted without the author's permission. Proper credit is always appreciated.

The deadline for submission of written articles for publication in the newsletter is the 15th of the prior month.

Plano Satellite

The Plano Satellite group meets on the second and fourth Mondays of most months at 7:00 p.m. at Custer Road United Methodist Church. The church is located at 6601 Custer Road in Plano. Entry to the building is through the far SE door on the corner: it faces the traffic signal at Custer and Cumberland. We meet in room B13 in the basement. Come join us for a fun evening of stitching!

Robin Caraway
rcarawaycpa@sbcglobal.net

Sampler Group

The next meeting of the Sampler Group will be held on Thursday, April 20, 2023 from 10-2 at the Church of the Holy Communion. We will continue to share our knowledge and love of samplers and make plans for next year's meetings.

The program for the April Sampler Group meeting will be "How to Finish Your Strawberry" taught by Cyndi Scott. Please plan to attend if you want to finish your own. If you would like Cyndi to finish your Strawberry project, please contact her soon at pedirn78@gmail.com.

The finished pieces of this year's Strawberry Project will be displayed at the Spring Luncheon on Thursday, May 11, 2023. Please make plans to finish your projects & bring them to the May Luncheon.

Linda Cox
lindarcox@earthlink.net
512-750-7983
Dates – 2023 – March 16, April 20, May 18



Dallas Needlework and Textile Guild 2022-2023 Master Calendar

April 13, 2023	General Meeting – “Birthday Celebration” Education – Make a scissor holder
April 20, 2023	2023-2024 Budget Proposal Meeting
April 27-28, 2023	Workshop – “Ribbon Embroidery” taught by Audra Kennedy
April 20, 2023	2023-2024 Budget Proposal Meeting
May 4, 2023	Board Meeting, 10:00 AM
May 11, 2023	DN&TG May Luncheon & Installation of Officers for 2023-2024 – 11:00 AM
June 1, 2023	NO SEW DAY
June 6-10, 2023	SCR Region Seminar – “Sugarland Express” Sugarland, TX
June 15, 2023	NO SEW DAY
June 21-22, 2023	Pilot Workshop – “Blossom Time” taught by Kathy Rees
September 1-5, 2023	EGA National Seminar – “Boston Stitch Party” in Boston, MA
October 25-28, 2023	Workshop (two 2-day classes) – “Tri-Fold Carnation Sewing Case” and “A Band Sampler for Spring” taught by Catherine Theron
November 23, 2023	NO SEW DAY
December 28, 2023	NO SEW DAY
June 1016, 2024	SCR Region Seminar – “Dive into Stitching” in San Marcos, TX
August 12-18, 2024	EGA National Seminar – ‘Preserving Needle Arts’ in Atlanta GA
June 2025	SCR Region Seminar – Fort Worth TX
Summer 2025	EGA National Seminar – South Central Region

The purpose of the master calendar is to help our members see all upcoming DN&TG events in one place. The workshops of other guilds are being included in attempt to avoid scheduling conflicts. Events will be added as dates become available, so check your monthly newsletter for the most recent calendar.

Education

Our last education class will be a small wool scissor case after the April meeting. This time you will be cutting out your own pattern so be sure to bring small scissors. If you have serrated that would be best. Bring your basic sewing kit.

April – Wool Scissor Holder –
 Make a simple scissor holder from some felt and embroidery and wool flowers



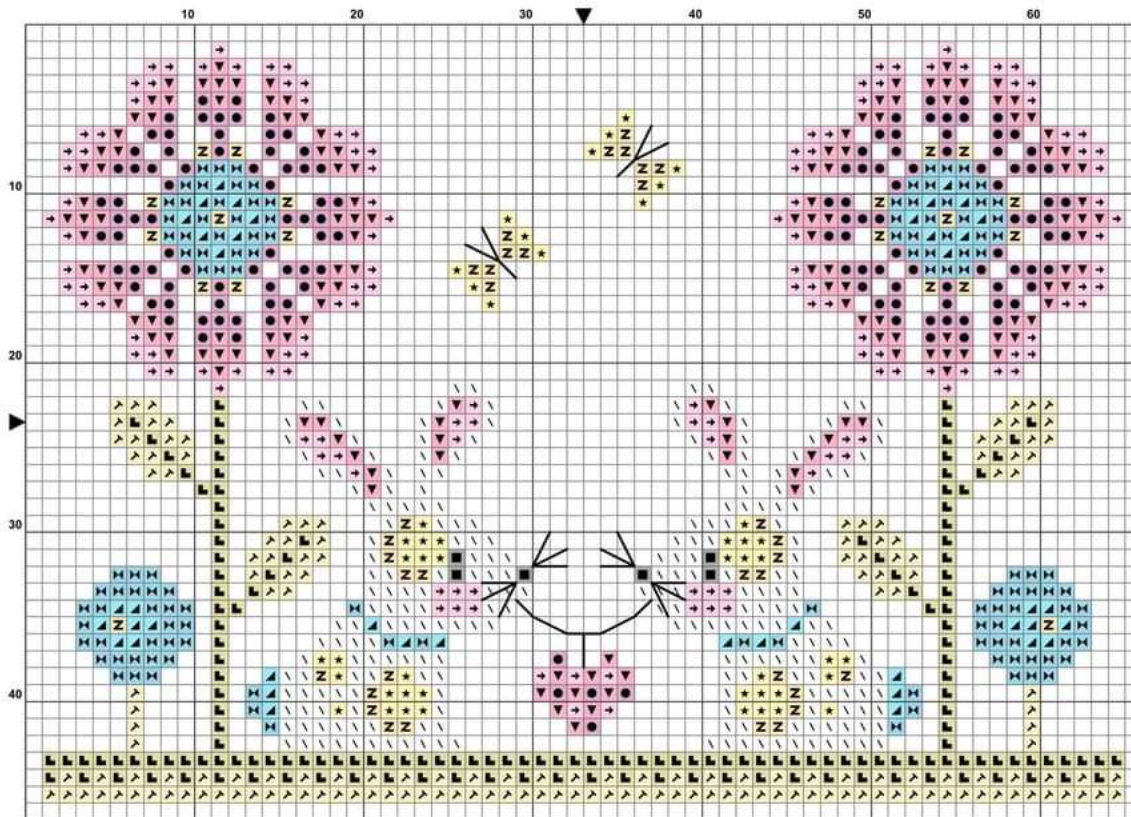
Region Representative

We had such a good response to Plenty of Strawberries (we were #2 in sales at the opportunity knocks!) that we will continue this year with:

Even More Strawberries!

If you made something for last year, please consider making something again. There are several great patterns for strawberry “cones”, and I’m planning on stitching one for the “basket” (it will be a tray and a stand for the cones!) and we already have a bracelet from Sue Cathcart and a donation from Paige of a lovely chatelaine! You can contact me with any questions.

Karen Dittmar
needlenut7@aol.com



bunnies

design size
 max. stitch count 47sts x 66sts
 finished size | 3.3 x 4.7 inches
 when sewn on 14 count aida

stitches used
 whole cross stitch
 back stitch


Key refers to
 DMC stranded thread

cross stitch using 2 strands

- 166 → 604
- 165 ↗ 728
- 3844 ↘ 726
- 3846 ↖ B5200
- 718 ■ 310
- 602 ▼

back stitch using 1 strand

- ↖ 310



free chart

© Durene Jones 2023

Upcoming Programs



Apr – Birthday Celebration for everyone! Bring a \$20 stitching related gift if you want to participate in our birthday gift exchange.

Installation of New Board Luncheon

May – Luncheon and installation of new officers, presentation of sampler group project, and show and tell.

Library Displays

The current display of needlework stitched by DN&TG members is located in the entry to the Fretz Park branch library, 6990 Beltline Rd., 75254. Needlework items on a Spring/Flower/Easter theme will be displayed during the months of March & April, so please take time to visit.

Plans are underway to place strawberry themed projects in the Preston Royal branch during the month of June. Members are encouraged to loan the committee any items made with needle and thread that follow that theme.

Tentative plans are to display patriotic items in a library during the month of July. Please bring any patriotic themed items to a meeting or Sew Day during the month of June.

Please contact Linda Cox (lindarcox@earthlink.net), Jan Goss (janjgoss@gmail.com), or Donna Casey (dacdalfi@gmail.com) to loan items.



April

Sherri Seville	4/2
Eileen Chalk	4/6
Lorelei Stepp	4/9
Glenna Johnson	4/11
Marcia Buckingham	4/14
Jennifer Herrmann	4/14
Patricia Wingate	4/14
Linda Cox	4/16
Gayle Brown	4/18
Faye Crawford	4/18
Suzette McKee	4/18
Karen Hammer	4/20
Michelle Kocurek	4/22
Linda Milford	4/28

May

Kathy Aikens	5/2
Karen Dittmar	5/2
Jane Tracy	5/9
Linda Herrian	5/11
Lilianne Sobrado	5/12
Barbara Rasmussen	5/14
Lisa Villalobos	5/22
Paige Guillory	5/27
Donna Casey	5/28





**PROTECTING
THE TWELVE**
— DALLAS ZOO —


In the past 45 years, DNTG has made three major presentations to the City of Dallas.

- *The Peaceable Kingdom*, donated to the Dallas Museum of Fine Arts, was designed in the 1970s by members Joan Grant and Carolyn Walker.
- *Wildflowers of Texas*, designed by Irene Nichalou, was gifted to the Dallas Main Library in 1985.
- In 1996, four panels depicting the four seasons, also designed by Irene Nichalou, was stitched by DNTG members and donated to the Horticultural Building at Fair Park.

In keeping with our past history, we wanted to donate works by our members to the community to celebrating our 50th anniversary. Karen Hamilton, EGA president and a member of our chapter, has worked with the Dallas Zoo for most of her career. She presented the idea of DNTG donating needlework to the Zoo and they are extremely excited to work with us. They want artwork to help promote their ongoing conservation program – *Protecting the Twelve*.

The 50th anniversary committee kitted out 14 **cross stitch projects** on 14-ct aida and 28-ct. linen. We would like to ask each of our members to help us stitch these animals over the next two years for the Dallas Zoo. You can stitch an entire animal, or stitch a portion of it and pass it on to another member. Any help we can get stitching will be much appreciated.

All stitchers will be recognized when we present the completed works to the zoo. And – all stitchers are eligible for a special zoo charm!



Native Texas Wildlife



Join Our New Facebook Group



Come join our new DNTG Facebook Group! You'll be able to post pictures of your projects, talk to other stitchers and see what they're working on. If you can't attend an event, our

Facebook Group will have posts from our monthly Show & Tell, workshops and education classes. We'll also post upcoming activities on the Events page on our website www.dntg.org.

It's easy to get started! You can search for Dallas Needlework (DNTG) on Facebook or scan the QR code.

Be sure to come back often to see what our chapter is doing and check out other DNTG members' posts featuring their projects and make comments.

Michelle Kocurek
Technology Chairman



Have you seen Our New Website



Visit our website at www.dntg.org. It has information about our organization, workshops, education classes, photos, an interactive calendar,

membership information, newsletters and even a member only section. It's even easy to use on your phone.

Michelle Kocurek
Technology Chairman

Programs

Upcoming Chapter Programs



Upcoming Chapter Programs – Happy Birthday to All! and SAL Celebration

Our April meeting will be very festive as we gather for our annual “Everybody’s Birthday” party. We will have a fun gift exchange as part of the festivities along with birthday cake. Plan on bringing a wrapped stitching gift (\$20 value) to participate in the lively exchange. Be sure to include your name inside the package so your recipient will know who to thank!

At our end-of-the-year luncheon in May, we will celebrate everyone who has finished one of this year’s Stitch-a-long (SAL) pieces. The two projects selected were the Beaded Mini Stocking Trio from Thread-A-Bead (Santa, Snowman, and Elf) and Kathy Rees/Stitching Delights’ Christmas Rounds. Twenty-seven members participated in these SALs this year and we want to see the results!

Bring your finished SAL pieces to the luncheon and receive a charm for your efforts! Not going to be at the luncheon? While we’ll miss seeing you and your finishes in person, you can still participate by sending photos of your finished pieces to zhmk31@gmail.com by 5/9/2023. Thanks to all who participated, near and far!



A decorative border made of watercolor-style flowers and leaves in various colors (pink, red, purple, blue, yellow, green) surrounds the central text.

Join us for the May Luncheon and Officer Installation

Date: Thursday May 11, 2023

Time: 11:30 a.m.

Location: **la Hacienda Ranch**
17390 Preston Rd
Dallas, TX 75252


Cost: \$35

Please come and join us for chips and salsa, a fajita buffet, and apple pie with cinnamon ice cream for dessert. Soft drinks and iced tea included. A cash bar is available.

Please make check out to DN&TG or **ZELLE: dntg.treas@gmail.com** payment with description of May luncheon in the Memo Field. When you Zelle your payment please let me know so I can verify its receipt with Jennifer and include you in my final count for the restaurant. You can mail checks to June Roden at 3709 Skyline Dr Plano, Tx 75025. I will also take checks at sew day or March and April General Meetings. All reservations are due by May 1

Because of space limitations please bring only the sampler group project and/or stitch-a-long projects to showcase. There will be no other show and tell.

EGA GCCs and Lightning Rounds Registration Ends March



Finishing With Flair
By Mairon Scoular



Embroidery with Mixed Media
By Laura Smith



Spring Splendor
By Kay Stanis



More Than a Rose
By Melinda Sherbring



Beginning Tenerife Lace
By Jonalene Gutwein

Catherine Theron Two-Day Workshop Tri-Fold Carnation Sewing Case October 25-26, 2023

Carnations in flower lore represent maternal love. This pocket-sized case, worked on 32-count linen with silk threads in shades of red and green with accents in brown, highlights some of the varied shapes and counted stitches used throughout history to depict the carnation.

The front cover has a single stylized carnation. The back and inner covers feature variations of this flower. Two diagonal inside pockets feature more stylized depictions of the carnation, and the final inner panel holds a pin cushion. A Queen Stitch scissor fob finishes off the carnation theme. The two spine areas are used for personalization.

Stitches include Queen, Florentine, Outline, Smyrna Cross, Satin Cushion, Double Running, Petit Point, Palestrina Knot, Satin, and Cross Stitch over One.

Level: Intermediate **Design Area:** 9-5/8" x 2-3/4"
Kit Fee: \$135 **Folded:** 2- 3/4" square x 3/4" deep

The deadline for registration is
September 4, 2023.

Kit Contents: 32-count linen fabric, silk threads, color copies, charts, instructions, stitch diagrams, detailed finishing instructions, practice fabric, various tapestry & sharp needles, batting, interfacing, Skirtex, ribbon, cardstock, Ultrasuede, Mother-of-Pearl button, and beads



Name: _____ **EGA #:** _____

Address: _____

City: _____ **State:** _____ **Zip:** _____

email: _____ **Phone:** _____

Your kit fee is your **non-refundable** deposit.

You can pay by check (to DNTG) or **ZELLE:** dntg.treas@gmail.com
REQUIRED FOR ZELLE: In the Memo field: **Catherine Theron Tri-Fold Case**

Payment Method
(circle one)

Check **ZELLE**

This form must be submitted to be registered for the class.

Mail to: Marty Anderson, 4003 Rolling Knolls, Parker TX, 75002
email: martya48@swbell.net

Slate of Officers for 2023-2024

The following slate of officers has been submitted by the Nominating Committee chaired by Mickelle Kocurek

Proposed Slate –

- President – **Randy Engeran**
- Vice President – **Marty Anderson**
- Programs Chairman – **June Roden**
- Education Chairman – **Connie Liftin**
- Arrangement Chairman – **Felicity Lopez**
- Workshop Chairman – **Cyndi Scott**
- Assistant Workshop Chairman – **Jan Goss**
- Secretary – **Marsha Buckingham**
- Treasurer – **Jennifer Mullins**
- Membership Chairman – **Paige Guillory**
- Region Rep – **Jo Ann Jackson**

Nominations from the floor will be held along with the election at the April Meeting.

EGA Online Classes

Have you tried any of the EGA Online Classes. These are the next three that are available (More information at: <https://egausa.org/online-studio-classes-kat-diuguid-catherine-jordan-terri-bay-dawn-fisher/>)

Catherine Jordan –
Whale Tale
Register March 1-April 5
Class June 7 – July 19



Terri Bay
Blustery Conditions
Register: April 5 – May 3.
Class July 5 – August 16,



Dawn Fisher
Star Spangler Sampler
Register May 3-June 7
Class August 2-September 13



From Our Vice President

I am pleased to serve as your Vice President. One of the roles of the VP is to act as a liaison between DN&TG members and the board. If you have any suggestions or concerns regarding DN&TG, please forward them to me. All issues will be respected, carefully considered, and will be brought before the board. You may remain anonymous if you choose or, if you have a matter of delicacy and feel more comfortable discussing it with me, my contact information is listed below for your convenience. Please feel free to call or email me. Our members are eager and prepared to help one another. Together we can grow and make DN&TG very special. Don't forget to share your positive experiences with the Guild, too.

Randy Engeran
Vice President
Email: rengeran@verizon.net
Phone: 972-670-1278

Arrangements

Just a reminder that at our April General Meeting we will be celebrating DN&TG member's birthdays with birthday cake. All members who would like to participate in the gift exchange should bring a wrapped \$20 stitching item. Please include your name inside the gift so people have an opportunity to thank you for the gift. I am also collecting money for the May Luncheon during sew days and the April General meeting. Please see the invitation included in the newsletter for all the details.
June Roden



Catherine Theron Two-Day Workshop A Band Sampler for Spring October 27-28, 2023

Rows of flowers and berries adorn this band sampler worked in luscious shades of colonial blue, red, green and gold silks. Each band features a different combination of counted thread stitches sure to delight the sampler enthusiast.

Stitches used are Long Arm Cross, Montenegrin, Smyrna Cross, Four-Sided, Double Alternating Backstitch, Two-Sided Italian, Satin, Diagonal Satin, Oblong Smyrna Cross, Diagonal Cross, Chain, Spiral Trellis, Satin Cushion, Cross Stitch over One, Petit Point, Rice Stitch, Algerian Eye, and more.

Student is encouraged to use the many stitch options presented in class to make this sampler design her own.

Level: Intermediate-Advanced

Design Area: 5" x 12"

Kit Fee: \$135

Kit Contents: 32-count linen fabric cut 11" x 18"
Silk threads, color copies, charts, instructions,
stitch diagrams, practice fabrics and threads,
various tapestry & sharp needles

The deadline for registration is September 4, 2023.

Name: _____

email: _____

Address: _____

City: _____ **State:** _____ **Zip:** _____

Your kit fee is your **non-refundable** deposit.

You can pay by check (to DNTG) or **ZELLE:** dntg.treas@gmail.com

REQUIRED FOR ZELLE: In the Memo field: **Catherine Theron band sampler**


This form must be submitted to be registered for the class.

Mail to: Marty Anderson, 4003 Rolling Knolls, Parker TX, 75002

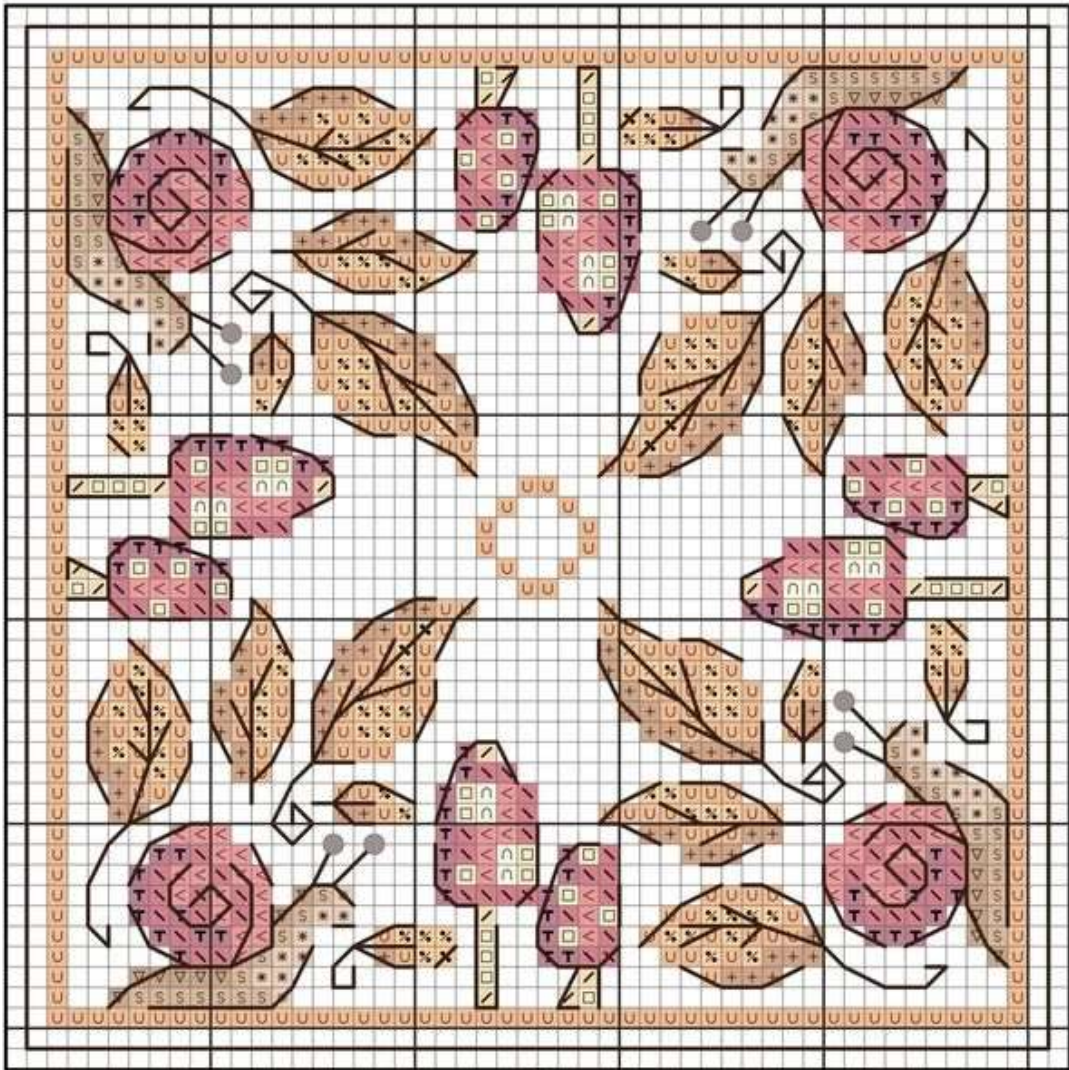
Email martya48@swbell.net

Payment Method
(circle one)

Check **ZELLE**



A Chart for You



free chart

© Durene Jones 2022

snail biscornu top




design size
 max. stitch count 50sts x 50sts
 finished size | 3.6 x 3.6 inches
 when sewn on 14 count aida

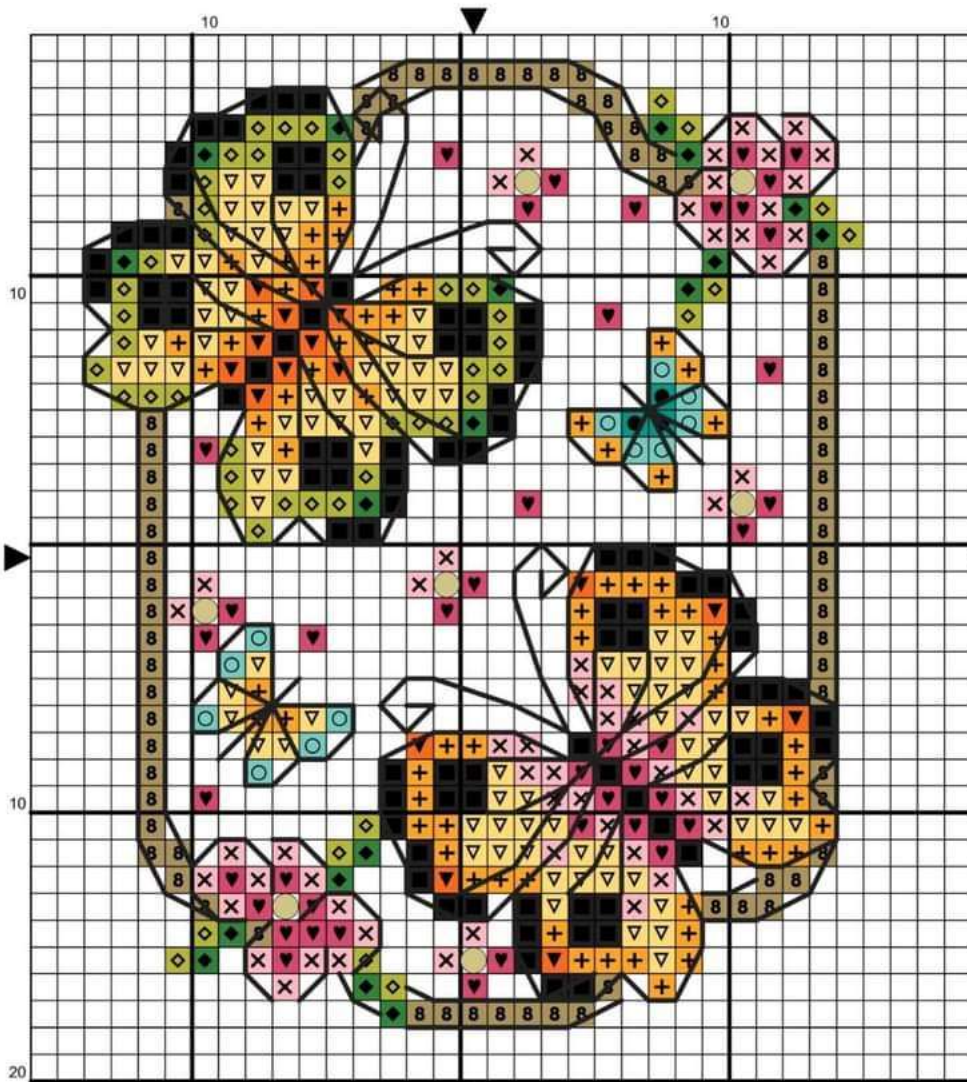
stitches used
 whole cross stitch
 back stitch
 french knots

Key refers to
 DMC stranded thread

cross stitch using 2 strands		back stitch using 1 strand	
+	3826	<	350
U	977	/	676
%	3854	□	677
∇	434	∩	746
S	436	●	838
*	437		
T	816		
∩	817		



 Durene J Cross Stitch
 Durene Jones Cross Stitch
 Durene Jones Cross Stitch



© Shannon Wasilieff, 2018

www.ShannonChristine.com

Cross Stitch

- 8 Kreinik 002 #4
- ◆ 702
- + 742
- 958
- × 963
- ◇ 3819
- 310
- ▼ 740
- ▽ 744
- ♥ 961
- 964

Back Stitch

- 310

Beads

- ⊙⊙ Mill Hill 02011



**Kathy Rees Blossom Time
Needlepoint Pilot Class
June 21-22, 2023**



**Registration Deadline:
May 10, 2023**

Blossom Time

Spring has sprung! Layers of threads and stitches create the bands above and below the center ribbon of beaded embroidery flowers.

Students will be given instructions to reproduce my beaded design area but will also be encouraged to put their own spin on it. Kits will include a package of beads and embellishments as well as a batik applique.

Kit Fee: \$125

Kit Contents:

Instructions with color photos, 18 ct vintage French Blue mono canvas, and all threads, beads & embellishments to complete the design.

Pre-stitching: None

Student to Supply:

8x16 stretcher bars, tacks, laying tool, magnification/light if desired, and usual stitching supplies

NOTE: This seasonal beaded canvas work (Spring) is a companion to Beaded Bermuda Reef (Summer), Quiet Frost (Winter), and Rustling Leaves (Autumn – to be taught at ANG 2024).

Name: _____ EGA #: _____

email: _____ Phone: _____

Address: _____

City: _____ State: _____ Zip: _____

Payment Method (circle one)
Check ZELLE

Your kit fee is your **non-refundable** deposit.

There is a \$20 additional charge for non-chapter members. No ghosts are allowed for this class.

You can pay either by check payable to DNTG or **ZELLE** to: dntg.treas@gmail.com

REQUIRED FOR ZELLE: In the Memo field, please type: **Blossom Time Workshop**

This form must be submitted to be registered for the class.

Mail to: Cyndi Scott, 6817 Riverchase Trail, Denton, TX, 76210

email: pedirn78@gmail.com



The Royal School of Needlework has created an online resource for finding stitches. Here is the information that they posted on their website: <https://www.rsnstitchbank.org/>

The **Royal School of Needlework** was founded in 1872 with a mission to preserve the art of hand embroidery.

To mark its 150th anniversary the RSN is launching the **RSN Stitch Bank** to continue this mission. The RSN Stitch Bank aims to digitally conserve and showcase the wide variety of the world’s embroidery stitches and the ways in which they have been used in different cultures and times.

Launching with an initial 150 stitches, the RSN Stitch Bank is an ongoing project. More stitches will be added regularly and the RSN will be working with partners around the world to include stitches from different traditions.

For each stitch we need to:


- Film and edit a video demonstrating the making of the stitches.
- Create step by step text, illustrations, and photos of the stitch’s construction.
- Research a short history of the stitch and its use.
- Create an icon to help identify a stitch at a glance.
- Classify the stitch according to the taxonomy we are developing for the project.
- Select items from the RSN Collection which show this stitch in use and photograph the piece as a whole and of the stitch close up.

Ways and Means Sharing. Learning. Giving.

DN&TG provides many opportunities to share our talents, learn from each other and give our time and our gifts to help make a positive impact on our community!

RETAIL PROGRAMS

Please sign up for DN&TG reward money...

1.  Community Rewards - link your card to DN&TG by entering number **62238**



Thoughts and Prayers

Please keep these members in your thoughts and prayers.



Holly Laughlin
Valerie Russell
Karen Dittmar
Randye Engeran

Membership

New Members:

Your membership number will be sent to you directly from EGA. Please forward this number to judithmcgraw65@yahoo.com so that our records will show you are qualified to participate in all the FUN stuff offered through DN&TG!!!

All Members:

CHANGES! If ANY of your information changes, please remember to contact me at judithmcgraw65@yahoo.com to insure you receive the latest and greatest news from DN&TG. You must also contact Tonya Parks at EGA National, typarks@egausa.org or call 502-589-6956, to ensure you continue to receive your local, Region and National EGA communications and publications. IT IS YOUR RESPONSIBILITY TO MAKE THESE CHANGES TO RECEIVE ANY AND ALL COMMUNICATIONS FROM EGA.

Bring a Friend!

Your name will go in a drawing for each and every one of your friends that joins DN&TG during the year. What does that mean? You have a great chance to win a year's **FREE** membership!

Come to our General meetings!

Great friends, delicious refreshments and outstanding programs! And... just be attending, you may be the lucky one that receives a small prize. Service length pins are available at the membership "Welcome" table. Don't forget to wear your name tag.

Judy McGraw
Membership Chairman
judithmcgraw65@yahoo.com




New Members

A warm welcome our new members. When you see them, please welcome them to DNTG. For updates to the 2022-2023 Membership Directory, go to www.dntg.org

Allison "Alli" Eagan
Pat Lumpkin
Jennifer Scripps
Sharon Clute



DN&TG Nametag



Blue = DMC 824

Red = DMC 816

**Dallas Needlework and Textile Guild
Embroiderers' Guild of America (EGA) South Central Region (SCR)
Membership Form – 2022-2023**

<p>\$64 – DN&TG Primary</p> <p>_____ New EGA / DNTG member</p> <p>_____ Renewing DNTG member</p> <p>_____ EGA member / new DNTG Primary</p>	<p>\$20 – Plural inside SCR / \$25 – Plural outside SCR</p> <p>_____ Plural Member</p> <p>Primary Chapter: _____</p>
--	---

Name: _____ EGA #: _____

Address: _____

City: _____ State: _____ Zip: _____

Phone: _____ (H) _____ (C) _____

email: _____

Birthday (Month and Day): _____ Referred by: _____

How long have you been stitching and what is your stitching passion? _____

Questions or Suggestions? _____

Guests are welcome to attend three general meetings, sew days or satellite meetings
after which we invite you to become a dues-paying member!

Mail this form to:

Judy McGraw, Membership Chairman
9909 Basalt Lane, Denton, Texas 76207
judithmcgraw65@yahoo.com

Payment Method (circle one)

Check ZELLE

Annual dues are payable by May 1st of each year.

Payable by check to DNTG or ZELLE: dntg.treas@gmail.com

REQUIRED FOR ZELLE: In the Memo field, indicate the event you are paying for – Membership Dues

Dallas Needlework & Textile Guild

c/o Jo Ann Jackson
6608 Garfield
Plano, TX 75023