



The Needle Knows

Dallas Needlework and Textile Guild
South Central Region



<http://www.DNTG.org>

From the President

Happy New Year everyone!! This is the time of year we all make our new year resolutions. This year mine is to complete one stitching or beading project each month. Wish me luck!! This year I might complete my entire MAGIC list.

Thank you to everyone who donated books at our Holiday Party. And a huge THANK YOU to Judy McGraw for hosting our event at her new home. We had a great turn out and all the food was delicious. I tried a little of everything.

January is a very busy month for DNTG. We have our annual MAGIC list reveal, the board provides lunch for everyone at our general meeting and of course ReTreat. Remember to bring everything on your MAGIC list you have completed to our general meeting. And don't forget to start your new MAGIC list for 2022.

I am so excited ReTreat is here. I am looking forward to 5 days of stitching and socializing with all my DNTG friends. I cannot wait to see what everyone is working on at ReTreat. Every time I leave ReTreat, I have 2-3 new projects I want to do during the coming year. Can't wait to see what I will be adding to my list of projects!

I hope everyone had an amazing Holiday Season.

Happy Stitching!
Michelle Kocurek
DNTG President



Calendar

January

6	Board Meeting/Sew Day
10	Plano Satellite
13	General Meeting
19	Start ReTreat
23	End ReTreat
20	No Sew Day
24	Plano Satellite
27	Sew Day

February

3	Sew Day
5	Stitch In Public Day
10	General Meeting
14	Plano Satellite
17	Finishing Sew Day
24	Board Meeting Sew Day
28	Plano Satellite

The Church of the Holy Communion

17405 Muirfield Drive, Dallas, TX 75287

Sew Days – 10:00 a.m.-2:00 p.m. Bring a sack lunch

General Meeting – 10:00 a.m., Coffee at 9:30 a.m.

Board Meeting – 10:00 a.m. – 12:00 p.m.

Custer Road United Methodist Church

6601 Custer Road, Plano, TX 75023

Plano Satellite – 7:00 p.m. – 9:00 p.m., Room B15

This is the newsletter of the Dallas Needlework and Textile Guild Chapter of "The Embroiderers' Guild of America, Inc."

President:

Michelle Kocurek
email: mkocurek@verizon.net

Membership:

Judy McGraw
email: judithmcgraw65@yahoo.com

Newsletter:

Jo Ann Jackson
email: jajmj@gmail.com

General meetings are held at *The Church of the Holy Communion*, 17405 Murfield Drive, Dallas, on the second Thursday of the month with coffee at 9:30 a.m. and the general meeting at 10:00 a.m. Information and dates for these and other meetings will be listed in the calendar. Sew days are also held at *The Church of the Holy Communion* on all other Thursdays of the month from 10:00 a.m. – 2:00 p.m. Bring a sack lunch.

All EGA chapters have permission to reprint any original material contained herein. Any copyrighted material will be clearly marked and may not be reprinted without the author's permission. Proper credit is always appreciated.

The deadline for submission of written articles for publication in the newsletter is the 15th of the prior month.

Plano Pig Tails

The Plano Satellite group meets on the second and fourth Mondays of most months at 7:00 p.m. at Custer Road United Methodist Church. The church is located at 6601 Custer Road in Plano. Entry to the building is through the far SE door on the corner: it faces the traffic signal at Custer and Cumberland. We meet in room B14 or B15 in the basement. Masks are now voluntary in the hallways. Come and join us for a fun evening of stitching!

Robin Caraway
rcarawaycpa@sbcglobal.net



Sampler Group

Sampler Group meets from 10:15 a.m.-2:00 p.m. on the third Wednesday each month at *Creative Stitches and Gifts*, 12817 Preston Road, No. 137, Dallas, TX 75230. Anyone interested in joining may contact Linda Cox at lindarcox@earthlink.net for more details. Members will be notified of any date changes due to a conflict with the Creative Stitches schedule.

The 2021-2022 meeting dates are:

December 15	March 16
January*	April 20
February 16	May 18

* No sampler meeting due to our annual ReTreat at Tanglewood.

Attendees are asked to refrain from wearing cologne, wear masks, and be respectful of the generous use of classroom space granted to us from Creative Stitches.

Linda Cox
lindarcox@earthlink.net



Dallas Needlework and Textile Guild 2021-2022 Master Calendar

January 6, 2022	Board Meeting, 10:00 AM
January 13, 2022	General Meeting – “MAGIC Revealed” / Soup & Salad Luncheon
January 19-23, 2022	DN&TG 28th Annual ReTreat hosted by the Chili Peppers at Tanglewood – 290 Tanglewood Cir, Pottsboro, TX 75076
January 20, 2022	NO SEW DAY
February 5, 2022	EGA sponsored “Stitch-in-Public Day”
February 10, 2022	General Meeting – “Lecture on Samplers” by Dawn Fisher of <i>Morning Glory Needleworks</i>
February 17, 2022	Education Class: Finishing taught by Randye Engeran
February 24, 2022	Board Meeting, 10:00 AM
March 10, 2022	General Meeting
March 18-19, 2022	Workshop – “Japanese Beaded Embroidery” taught by Mary Alice Sinton
April 14, 2022	General Meeting – “Birthday Celebration”
April 21, 2022	2022-2023 Budget Proposal Meeting
May 5, 2022	Board Meeting, 10:00 AM
May 12, 2022	DN&TG May Luncheon & Installation of Officers for 2022-2023 – 11:00 AM
June 14-18, 2022	SCR Region Seminar – “Krewe of Needle and Thread” in Shreveport, LA
August 24-28, 2022	EGA National Seminar – “Broadway Bound” in New York City, NY
June 2023	SCR Region Seminar – Houston, TX
September 4-8, 2023	EGA National Seminar – “Boston Stitch Party” in Boston, MA
June 2024	SCR Region Seminar – “Create a Vision” in San Marcos, TX

The purpose of the master calendar is to help our members see all upcoming DN&TG events in one place. The workshops of other guilds are being included in attempt to avoid scheduling conflicts. Events will be added as dates become available, so check your monthly newsletter for the most recent calendar.



2021-2022 – Sampler Group Project

The members who attended the June Sampler Group meeting voted to select **A Happy Life Sampler** from La-D-Da Designs for counted thread for our 2021-2-22 group project. Each interested member will be responsible for ordering her own pattern, fabric, & thread. We will officially begin the project at the September Sampler Group Meeting and plan to display our completed pieces at the May 2022 Luncheon. The discussion topic for the November Sampler Meeting will be: How do you record your needlework projects? Fabrics, threads, patterns, start and end dates, etc.


For more information contact Linda Cox
lindarcox@earthlink.net



Thoughts and Prayers



We are glad that everyone is healthy over this ongoing challenge.



Magic Revealed

Remember those promises you made to finish certain projects?

January program will be the MAGIC (**M**y **A**nnual **G**ood **I**ntentions **C**ontract) reveal. It should be an interesting program. If you haven't finished yours, you still have some time.

Please send pictures of all of your MAGIC projects along with a brief comment, including designer, to Jo Ann Jackson at jajmj@gmail.com by **January 12th**. She will put them all in a slide show for our January Meeting.

Cyndi Scott
 VP Arrangements



January

Sue White	2
Caroline Daigle	8
Elena Andrade	10
Sarah Jones	10
Dwana McKee	11
Janis Boyd	12
Betty Dunn	14
Laura Hines	15
Jo Ann Jackson	15
Noelle LaBrecque	17
Dana Cheneler	20
Betty Ann Cox	22
Ilene Levine	29
Sheila Wyze	29



Education

Since we weren't able to meet last year due to social distancing restrictions, Michelle Kocurek and Randy Engeran will teach their mini classes to help us learn some new techniques. Each class is \$5 for materials. You can sign up at the Fall Welcome Coffee or general meetings.

- Feb 17 – Finishing –**
 Randy Engeran will demonstrate several ways to finish your needlework pieces in unique ways for finishing edges with Cording, Beaded Ruching, and Sequins. You'll also learn how to make tassels.



Mark your calendars now to learn something different!



Welcome New Members

Kathryn Bernstein
Valerie Johnson

From around the Web

If you are looking for another project for the coming year, here are some Stitch A Long's that you can participate in. Various members of the chapter have participated in some of these. They are a lot of fun. I found these at: <https://www.stitchingthenightaway.com/big-list-of-cross-stitch-sals-2022/>

Before we get to the list, I want to touch on a comment I see in the groups and on the blog pretty frequently about "keeping up" with the SALs. Don't feel like you can't participate in a stitchalong based on how fast you stitch or how much time you have to stitch. Stitch at your own pace, enjoy the pattern, and don't worry about keeping up in stitching.

It's more about the community feeling and the fun of the pattern than the time in which you stitch the piece. I have SAL patterns (free and paid) from previous years that I haven't even started the actual stitching on yet, but I enjoyed watching the pattern pieces come together and seeing progress photos in the community. It's okay to not "keep up" as long as you're enjoying the journey.

These are just some that are free. There are others listed on the above website that you can purchase.

Linen & Threads Annual Mystery SAL Information about the pattern and downloads available at <https://shop.foxandrabbit.com/2022-mystery-sampler-changing-seasons/> There is also a Facebook page that you can share your progress.

Snarky and Modern Weekly Blackwork SAL This mystery stitchalong releases a bit each week in the Facebook group at <https://www.facebook.com/groups/snarkyandmodern>. While the SAL pattern and group are free, there are fabric and thread packs optionally available in [The Fernway Studio Etsy shop](#).

Jeanette Douglas Mini Bouquet Sampler SAL A mini bouquet pattern each month of the year, the border is available for download and the first bouquet will be released in January (pineapples!) at <http://www.jeanettedouglas.ca/>

Pixel Prime Power-Up Plaza SAL This year's theme is a shopping spree, parody, mashup with some of our favorite video game characters. Details and pattern downloads at <https://pixelprimecrossstitch.blogspot.com/p/pixsal2022.html>


Peppermint Purple Blackwork & Cross Stitch SAL There are lots of options to make this piece your own with the layouts, borders, colors, and more. Details on the weekly pattern release available at <https://peppermintpurple.com/pages/2022-sal-details>

The Steady Thread Blackwork Garden SAL Templates, patterns, and paths for a relaxing stitch. Details on the pattern and joining the Facebook group are available at <https://thesteadythread.com/pages/sal-2022>

One Point Mind Mystery SAL In addition to the patterns, each installment will include information on contemplative crafting practice for those who would like to learn how to turn a craft such as cross stitching into a meditative activity. Get the details and sign up at <https://www.onepointmind.com/mysterysal-signup.html>

IF you are interested in **Mill Hill Kits**, there is a group where you can share your progress. This is a Facebook group for a perpetual stitch-a-long that I created for those of us who are addicted to stitching up Mill Hill kits. This is free to participate in. Bring your own stitching and join us on Facebook <https://www.facebook.com/groups/224469291428374/>

A Chart for You



Floss color: 2 skeins of Black Crow by Sampler Threads
Linen: 28 ct. Barn Owl by Birds of a Feather
Instructions: Use 2 threads of floss over 2 linen threads
Design size: 72W x 126H

Blackbird's stitches: First offering

Compliments of **Blackbird Designs** Copyright 2002
May be copied as pattern give-away from Blackbird Designs.



The Royal School of Needlework has created an online resource for finding stitches. Here is the information that they posted on their website: <https://www.rsnstitchbank.org/>

The **Royal School of Needlework** was founded in 1872 with a mission to preserve the art of hand embroidery.

To mark its 150th anniversary the RSN is launching the **RSN Stitch Bank** to continue this mission. The RSN Stitch Bank aims to digitally conserve and showcase the wide variety of the world's embroidery stitches and the ways in which they have been used in different cultures and times.

Launching with an initial 150 stitches, the RSN Stitch Bank is an ongoing project. More stitches will be added regularly and the RSN will be working with partners around the world to include stitches from different traditions.

For each stitch we need to:

- Film and edit a video demonstrating the making of the stitches.
- Create step by step text, illustrations and photos of the stitch's construction.
- Research a short history of the stitch and its use.
- Create an icon to help identify a stitch at a glance.
- Classify the stitch according to the taxonomy we are developing for the project.
- Select items from the RSN Collection which show this stitch in use and photograph the piece as a whole and of the stitch close up.

Upcoming Programs



January - MAGIC, soup and salad luncheon

February - Lecture on Samplers by Dawn Fisher of Morning Glory Designs. We'll also have a check-in on the progress of your Passport of Stitches. There will be a surprise for those who can show me some of the completed stitches and, yes, you must be present to receive the surprise.



March - Birthday Celebration of everyone's birthday. There will be cake and punch/drinks. We'll also have a gift exchange of a stitching related gift (value \$20) if you wish to participate.



April - our Embroiderer's Guild of America National President will talk about EGA



May - Luncheon and installation of new officers, presentation of sampler group project, and show and tell.


Passport of Stitches

Do you love to travel? This year we have a fun program for everyone to enjoy, “Passport of Stitches”. As part of our program at each general meeting this, a new country and stitch will be introduced. You will learn fun facts about each country and several stitches from the area. The countries we will be learning about are Italy, Greece, Hungary, France, and Romania.

The kit will contain the passport book and printed materials. Each participant will supply their own canvas or linen and threads. What a great way to use threads and fabric from our stash! Kit cost is \$10.

To participate in this program, please complete the registration form below and return it to Cyndi Scott. Our first country will be introduced at the October General Meeting.

Cyndi Scott
1st VP of Programs



**“Passport of Stitches”
Registration Form**

Name: _____ EGA#: _____

Address: _____

City: _____ State: _____ Zip: _____

Email: _____

Phone: _____

If you cannot attend the October meeting, would you like your kit mailed to you? _____

Please mail registration and kit fees (\$10) to Cyndi Scott. **Deadline is Thursday, September 9, 2021.**



January 19-23, 2022



It's time to make your reservation for DN&TG's 29th ReTreat at Tanglewood! The Chili Pepper team is excited to welcome you back, and we hope you all are ready for a relaxing, fun time! Your deposit of \$100 along with your completed registration form included in the newsletter is due by Friday, October 8, 2021. The balance is due no later than December 9, 2021. We are excited to announce that payment can now be made either by check (Payable to DN&TG)) or Zelle! **Please do remember your reservation will not be confirmed until receipt of your completed registration form!** We are also excited to announce a Stitching room will be provided for early arrivals on Tuesday, January 18!!! Your early arrival cost is \$89 per night plus tax and resort fees! All early reservations must be made directly with Tanglewood Reservations and are not included in your DN&TG ReTreat payment! Now's the time to clean out your stash and make plans to bring to ReTreat! It's always so much fun to browse the Stash table and surely a new treasured project is waiting there just for you! You all are STARS, and we can't wait to see you at the Starlight, Starbright... Stitch, Dream Delight ReTreat in January!!!

Lisa Miller
ReTreat Chair

The Shreveport Rose Stitchery Guild is gearing up to "pass a good time" and welcome you to the "Boot" for the Krewe of Needle and Thread, the 2022 SCR Seminar. We will begin registration on June 1, 2021, in-person at 2021 SCR Seminar in Georgetown, TX and on-line at www.scr2022seminar.org

We have an amazing array of 13 fabulous classes along with a little "lagniappe" of two additional virtual classes to begin in the Summer of 2022. If you cannot make it to Shreveport, you can still register for the virtual classes and snag a little Seminar SWAG. Watch for all the details about these exciting classes and many more fun activities. We definitely plan to have the best party on the bayou, so plan to come stitch, eat, and join our *Krewe of Needle and Thread* in shouting, "Throw me something, Mister!"



Recipes from the Holiday Luncheon

10 Minute Easy Asian Cucumber Salad Recipe – From Randye Engeran

Description 10 Minute Asian Cucumber Salad Recipe made with crunchy cucumber, onion, rice wine vinegar, and a few secret ingredients! An easy, light, refreshing Cucumber Salad that's guaranteed to be a hit.

Ingredients

4 cups of very thinly sliced seedless cucumbers (I used mini cucumbers)	
1/4 cup of finely sliced red onion	1/4 cup of finely diced red pepper
1/4 cup of rice wine vinegar	1 teaspoon of honey
1 teaspoon of sesame seeds	1/2 teaspoon toasted sesame oil
1/4 teaspoon of red pepper flakes	1/4 teaspoon of sea salt

Instructions

1. Add VERY thinly sliced cucumber, sliced red onion, diced red pepper, and sesame seeds to a medium size bowl. Set aside.
2. In a small bowl mix together rice wine vinegar, honey, toasted sesame oil, red pepper flakes, and sea salt.
3. Add dressing to the cucumber bowl. Toss to mix everything.
4. Serve immediately or cover and let sit in the refrigerator for an hour or two to let all the flavors meld.

Cream Corn Casserole – From Lynn Melder

4 eggs, beaten	1/2 teaspoon garlic powder
1/2 cup yellow corn meal	3/4 pound sharp cheddar cheese, grated
2 cans whole corn, drained	2 cans cream corn
2 small cans chopped green chilies	2 teaspoons baking powder
1 small can evaporated milk	salt and pepper
3/4 cup oil	

Grease 9 x 13 pan. Mix all ingredients. Salt and pepper to taste. Pour into pan and bake at 350 for 30 minutes. Reduce heat to 300 and bake until golden brown and knife inserted in center comes out clean, about 1-1/2 hours.

Cranberry Relish – From Gail Berman

2 bags fresh cranberries	2 green apples
2 Pears	2 naval oranges
2 cans crushed pineapple, drained	1/4 cup Splenda
1/4 cup Walnuts	

Bring the cranberries to a boil and take it off the heat. Cool and drain. Dice the other fruits and combine in a large bowl. Add the Splenda. Add walnuts before serving. Make it a few days ahead of time for the flavors to mix together.

Haystacks – From Valerie Russell

Ingredients

2 packages of butterscotch morsels	1 can chow mein noodles
1 can cocktail peanuts	

Directions: Melt morsel in double boiler. Add noodles and peanuts. Stir thoroughly and drop by spoonfuls on wax paper and let cool.

Mary Alice Sinton Japanese Embroidery Workshop March 18-19, 2022

DN&TG is excited to announce Mary Alice Sinton will be coming to Dallas March 18-19, 2022 to teach a two-day Japanese Embroidery workshop. Bead Embroidery in the Japanese method incorporates silk embroidery techniques translated with beads rather than silk threads. The beads used are typically a wide variety Tri-cut, bugle and glass seed beads. Mary Alice will be offering five different projects for us to choose from since they all use the same technique.

The registration form is in this newsletter.

The deadline for registration is February 17, 2022.



Prickly Paisley
Eyeglass case or oval box
Beginner Level



What-A-Hoot Carrying Case
iPad or Kindle
Beginner Level

The lining fabric is a waterproof fabric. The backing fabric is made from a suede-cloth and trimmed with a golden waffle braid and constructed with a zipper closure. Finishing may be done commercially or by the individual.



Floral Fantasy Box
Advanced-Beginner Level



Paisley on Parade Box
Advanced-Beginner Level

Registration Form

Mary Alice Sinton Japanese Embroidery Workshops

DN&TG is excited to announce Mary Alice Sinton will be coming to Dallas March 18-19, 2022 to teach a two-day Japanese Embroidery workshop. Bead Embroidery in the Japanese method incorporates silk embroidery techniques translated with beads rather than silk threads. The beads used are typically a wide variety Tri-cut, bugle and glass seed beads. Mary Alice will be offering five different projects for us to choose from since they all use the same technique.

The registration form is in this newsletter. **The deadline for registration is February 17, 2022.**



Project	Fabric	Class	Kit Fee	Qty	Total
Prickly Paisleys – eyeglass/phone case	Paisley and Vine	Beginner	\$70		
Prickly Paisleys – oval box		Beginner	\$60		
What-A-Hoot Carrying Case – Kindle	Paisley Owl in blue or green (circle one)	Beginner	\$95		
What-A-Hoot Carrying Case – iPad		Beginner	\$120		
Floral Fantasy – Box	Peach & topaz Jacobean floral	Advanced Beginner	\$90		
Paisley on Parade	Paisley	Advanced Beginner	\$90		

Name: _____ EGA #: _____

Address: _____

City: _____ State: _____ Zip: _____

email: _____ Phone: _____

Your kit fee is your **non-refundable** deposit.
 You can pay either by check payable to Dallas Needlework & Textile Guild or DN&TG or
ZELLE to: dtng.treas@gmail.com

This form must be submitted to be registered for the class.

Mail to: Marty Anderson
 email: martya48@swbell.net

Upcoming EGA Online Classes



Rosette with Arlene Cohen
Registers Dec 1 to Jan 5

Cunning Fox with Lizzy Pye
Registers Jan 5 to Feb 2



Queen Anne's Lace
with Katherine Diuguid
Registration:
February 2 - March 2, 2022



More information on all of these classes can be found on the EGA website under Online Classes <https://egausa.org/online-courses/>



In **Sweet Bag Sewed of Silver and Gold** with Melinda Sherbring you will stitch an embroidered bag like the ones that were in style in England from the mid-1500s to the mid-1600s.



Lightening Rounds Registration Ends March 31st



On **Maharajah's Elephant** with Mary long you will work on a glitzy elephant, a Maharajah's fantasy creature.



In **Beginner's Hardanger** with teacher Marion Scoular students will learn the basic techniques of Hardanger with the option of stitching in a solid color or experimenting with Watercolours.

In this course with teacher Mona Hill you will stitch this stunning **White Iris** using white or cream Pearl Cotton on matching 32-count Belfast linen.



Cosmos with Kim Sanders introduces students to needle painting, one of the most realistic forms of surface embroidery. Using a range of tints and shades of a hue, the embroiderer captures the play of light on the subject to give depth and dimension.

Ways and Means Sharing. Learning. Giving.

DN&TG provides many opportunities to share our talents, learn from each other and give our time and our gifts to help make a positive impact on our community!

COMMUNITY OUTREACH

Minnie's Food Pantry – Book Drive

www.minniesfoodpantry.org

Minnie's Food Pantry was established to provide healthy meals and red-carpet treatment to those in need. In addition to providing meals, Minnie's is committed to the children it serves and literacy. DN&TG will be collecting book donations each month at our General Meetings.

ON-GOING DONATION REQUESTS

(Collected at General Meetings)

- Travel size toiletries: shampoo, lotion, soap, toothpaste, shower caps, etc.
- Eyeglasses

On Going Charity

The charity chosen for this year is Books for Children through Minnie' Pantry. Books will be collected at general meetings, ReTreat, and the Holiday Party

RETAIL PROGRAMS

Please sign up for DN&TG reward money...

1.  Community Rewards - link your card to DN&TG by entering number **62238**
2.  use this link to set up your account to support DN&TG
<https://smile.amazon.com/ch/75-1528971>

As of May 2021, DN&TG has received **\$108.83** from Amazon for purchases made by DN&TG members on Amazon Smile.

“STITCH IN PUBLIC” DAY

February 5, 2022

EGA sponsored "Stitch in Public" day. DN&TG will be participating in the national event. Details to follow.

Gail Berman
Ways and Means Chairman

EGA News

Do you follow the EGA Blog? (<https://egausa.org/latest-news/>)

Also of interest is the EGA Stitch-A-Long – a Facebook group that has a new project each month.

Membership

New Members:

Your membership number will be sent to you directly from EGA. Please forward this number to judithmcgraw65@yahoo.com so that our records will show you are qualified to participate in all the FUN stuff offered through DN&TG!!!

All Members:

CHANGES! If ANY of your information changes, please remember to contact me at judithmcgraw65@yahoo.com to insure you receive the latest and greatest news from DN&TG. You must also contact Tonya Parks at EGA National, typarks@egausa.org or call 502-589-6956, to ensure you continue to receive your local, Region and National EGA communications and publications. IT IS YOUR RESPONSIBILITY TO MAKE THESE CHANGES TO RECEIVE ANY AND ALL COMMUNICATIONS FROM EGA.

Bring a Friend!

Your name will go in a drawing for each and every one of your friends that joins DN&TG during the year. What does that mean? You have a great chance to win a year's **FREE** membership!

Come to our General meetings!

Great friends, delicious refreshments and outstanding programs! And... just be attending, you may be the lucky one that receives a small prize. Service length pins are available at the membership "Welcome" table. Don't forget to wear your name tag.

Judy McGraw
Membership Chairman
judithmcgraw65@yahoo.com

Suggestions for the Good of the Guild

I am pleased to serve as your Member-at-Large. The Member-at-Large acts as a liaison between DN&TG members and the board. If you have any suggestions or concerns regarding DN&TG, please forward them to me. All issues will be respected, carefully considered, and will be brought before the board. You may remain anonymous if you choose or, if you have a matter of delicacy and feel more comfortable discussing it with me, my contact information is listed below for your convenience. Please feel free to call or email me. Our members are eager and prepared to help one another. Together we can grow and make DN&TG very special. Don't forget to share your positive experiences with the Guild, too.

Highlights from October General Meeting.

- The theme for the 2022 Opportunity Knocks Basket will be Strawberries
- Ways & Means Chairman will be collecting children's books for Minnie's Pantry

Valorie Russell
Member-at-Large
valorierussell@yahoo.com



**Dallas Needlework and Textile Guild
Embroiderers' Guild of America (EGA) South Central Region (SCR)
Membership Form – 2021-2022**

<p>\$64 – DN&TG Primary</p> <p>_____ New EGA member</p> <p>_____ Renewing DN&TG member</p> <p>_____ EGA member / new DN&TG Primary</p>	<p>\$20 – Plural inside SCR / \$25 – Plural outside SCR</p> <p>_____ Plural Member</p> <p>Primary Chapter: _____</p>
---	---

Name: _____ **EGA #:** _____

Address: _____

City: _____ **State:** _____ **Zip:** _____

Phone: _____ (H) _____ (C) _____

email: _____

Birthday (Month and Day): _____ **Referred by:** _____

The EGA Bylaws state “No one may profit from membership in the chapter by sales, or solicitation of sales.”
By signing this I acknowledge this policy. _____

How long have you been stitching and what is your stitching passion? _____

Questions or Suggestions? _____

**Guests are welcome to attend three general meetings, sew days or satellite meetings
after which we invite you to become a dues-paying member!**

Dues are payable by May 1st of each year.

Please make your check payable to Dallas Needlework & Textile Guild or DN&TG

Mail to: Judy McGraw
9909 Basalt Lane
Denton, Texas 76207
email: judithmcgraw65@yahoo.com

Dallas Needlework & Textile Guild

c/o Jo Ann Jackson
6608 Garfield
Plano, TX 75023