



# The Needle Knows

Dallas Needlework and Textile Guild  
South Central Region



<http://www.DNTG.org>

## From the President

I can't believe ReTreat 2022 is almost here. I am excited to spend time with all my stitching friends and see what they have been working on this past year.

There have been several questions regarding our COVID policy for the upcoming ReTreat. I spoke with several people to see how this issue was handled at the SCR and National Seminars and other classes within EGA. Based on these discussions, DN&TG will follow the requirements or policies of Tanglewood during our annual ReTreat. Currently, Tanglewood does not have a mask policy in place. But please remember this could change by the time we have ReTreat. The ReTreat Committee will keep us posted on any policy changes Tanglewood incorporates.

In addition to the Tanglewood policies, DN&TG is recommending everyone to follow the policies below:

1. While you are in line for all buffet meals, we recommend you wear a mask.
2. If you are not vaccinated, we recommend you wear a mask in the sew room.
3. If you are vaccinated, masks are optional.
4. No large bags of chips, popcorn, etc. on the snack table. For the safety of our members, all snacks must be pre-packaged. If you make something, please pre-package it in zip-lock bags as individual servings.

I hope to see all of you at ReTreat this year. I know Lisa Miller and her committee have been working hard to make this a fun week for everyone. Remember your deposit & registration form are due by November 11, 2021.

Happy Stitching!  
Michelle Kocurek  
DNTG President

## Calendar

### November

4	Sew Day
8	Plano Satellite
11	General Meeting
18	Tart Class Finishing Sew Day
22	Plano Satellite
25	No Sew Day

### December

2	Sew Day
9	Holiday Party General Meeting
12	Plano Satellite
16	Sew Day
23	No Sew Day
27	Plano Satellite
30	No Sew Day

### The Church of the Holy Communion

17405 Muirfield Drive, Dallas, TX 75287

**Sew Days** – 10:00 a.m.-2:00 p.m. Bring a sack lunch

**General Meeting** – 10:00 a.m., Coffee at 9:30 a.m.

**Board Meeting** – 10:00 a.m. – 12:00 p.m.

### Custer Road United Methodist Church

6601 Custer Road, Plano, TX 75023

**Plano Satellite** – 7:00 p.m. – 9:00 p.m., Room B15

This is the newsletter of the Dallas Needlework and Textile Guild Chapter of "The Embroiderers' Guild of America, Inc."

**President:**

Michelle Kocurek  
email: [mkocurek@verizon.net](mailto:mkocurek@verizon.net)

**Membership:**

Judy McGraw  
email: [judithmcgraw65@yahoo.com](mailto:judithmcgraw65@yahoo.com)

**Newsletter:**

Jo Ann Jackson  
email: [jajmj@gmail.com](mailto:jajmj@gmail.com)

General meetings are held at *The Church of the Holy Communion*, 17405 Murfield Drive, Dallas, on the second Thursday of the month with coffee at 9:30 a.m. and the general meeting at 10:00 a.m.

Information and dates for these and other meetings will be listed in the calendar.

Sew days are also held at *The Church of the Holy Communion* on all other Thursdays of the month from 10:00 a.m. – 2:00 p.m.

Bring a sack lunch.

All EGA chapters have permission to reprint any original material contained herein. Any copyrighted material will be clearly marked and may not be reprinted without the author's permission. Proper credit is always appreciated.

The deadline for submission of written articles for publication in the newsletter is the 15th of the prior month.

## Plano Pig Tails

The Plano satellite group can begin to meet again, beginning effective August 23<sup>rd</sup> at 7:00 p.m. at Custer Road United Methodist Church, at 6601 Custer Road. Our meetings are the second and fourth Monday of most months. Entry to the building is through the far SE door on the corner; it faces the traffic signal at Custer/Cumberland. We will be meeting in room B14 in the basement. The church has installed electronic outdoor locks and the doors will only be unlocked from 6:45 p.m. to 7:15 p.m. If you arrive after that time, you will need to call or text me or one of the other members to come and let you in. Masks are required only for those who are not vaccinated. We look forward to seeing you there!

Robin Caraway

[rcarawaycpa@sbcglobal.net](mailto:rcarawaycpa@sbcglobal.net)



## Sampler Group

Sampler Group meets from 10:15 a.m.-2:00 p.m. on the third Wednesday each month at *Creative Stitches and Gifts*, 12817 Preston Road, No. 137, Dallas, TX 75230. Anyone interested in joining may contact Linda Cox at [lindarcox@earthlink](mailto:lindarcox@earthlink) for more details. Members will be notified of any date changes due to a conflict with the Creative Stitches schedule.

The 2021-2022 meeting dates are:

September 15	December 15	March 16
October 20	January*	April 20
November 17	February 16	May 18

\* No sampler meeting due to our annual ReTreat at Tanglewood.

Attendees are asked to refrain from wearing cologne, wear masks, and be respectful of the generous use of classroom space granted to us from Creative Stitches.

Linda Cox  
[lindarcox@earthlink.net](mailto:lindarcox@earthlink.net)



## Dallas Needlework and Textile Guild 2021-2022 Master Calendar

November 11, 2021	General Meeting – “ <b>Demonstration of Other Needlework Techniques</b> ”
November 18, 2021	Education Class: <b>Tart Class Finishing</b> taught by Randye Engeran
November 25, 2021	<b>NO SEW DAY</b>
December 9, 2021	Holiday Party / General Meeting
December 23, 2021	<b>NO SEW DAY</b>
December 30, 2021	<b>NO SEW DAY</b>
January 6, 2022	Board Meeting, 10:00 AM
January 13, 2022	General Meeting – “ <b>MAGIC Revealed</b> ” / Soup & Salad Luncheon
January 19-23, 2022	DN&TG 28th Annual ReTreat hosted by the Chili Peppers at Tanglewood – 290 Tanglewood Cir, Pottsboro, TX 75076
January 20, 2022	<b>NO SEW DAY</b>
February 5, 2022	EGA sponsored “ <b>Stitch-in-Public Day</b> ”
February 10, 2022	General Meeting – “ <b>Lecture on Samplers</b> ” by Dawn Fisher of Morning Glory Needleworks
February 17, 2022	Education Class: <b>Finishing</b> taught by Randye Engeran
February 24, 2022	Board Meeting, 10:00 AM
March 10, 2022	General Meeting
March 18-19, 2022	Workshop – “ <b>Japanese Beaded Embroidery</b> ” taught by Mary Alice Sinton
April 14, 2022	General Meeting – “ <b>Birthday Celebration</b> ”
April 21, 2022	2022-2023 Budget Proposal Meeting
May 5, 2022	Board Meeting, 10:00 AM
May 12, 2022	DN&TG May Luncheon & Installation of Officers for 2022-2023 – 11:00 AM
June 14-18, 2022	SCR Region Seminar – “ <b>Krewe of Needle and Thread</b> ” in Shreveport, LA
August 24-28, 2022	EGA National Seminar – “ <b>Broadway Bound</b> ” in New York City, NY
June 2023	SCR Region Seminar – Houston, TX
September 4-8, 2023	EGA National Seminar – “ <b>Boston Stitch Party</b> ” in Boston, MA
June 2024	SCR Region Seminar – “ <b>Create a Vision</b> ” in San Marcos, TX

The purpose of the master calendar is to help our members see all upcoming DN&TG events in one place. The workshops of other guilds are being included in attempt to avoid scheduling conflicts. Events will be added as dates become available, so check your monthly newsletter for the most recent calendar.

## 2021-2022 – Sampler Group Project

The members who attended the June Sampler Group meeting voted to select **A Happy Life Sampler** from La-D-Da Designs for counted thread for our 2021-2-22 group project. Each interested member will be responsible for ordering her own pattern, fabric, & thread. We will officially begin the project at the September Sampler Group Meeting and plan to display our completed pieces at the May 2022 Luncheon. The discussion topic for the November Sampler Meeting will be: How do you record your needlework projects? Fabrics, threads, patterns, start and end dates, etc.

For more information contact Linda Cox  
[lindarcox@earthlink.net](mailto:lindarcox@earthlink.net)



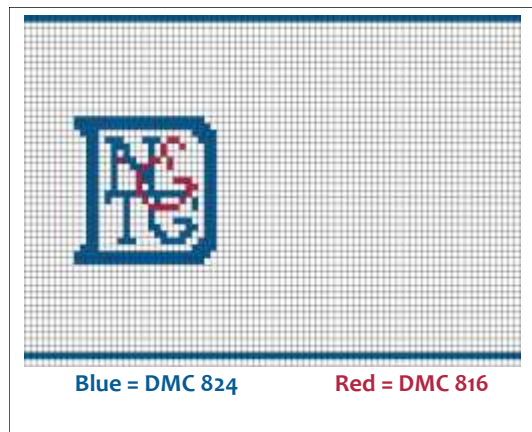
## Thoughts and Prayers



Please keep these members in your thoughts and prayers.

**Jan Goss** – She completed in and finished the Boston Marathon but injured a knee during the run.

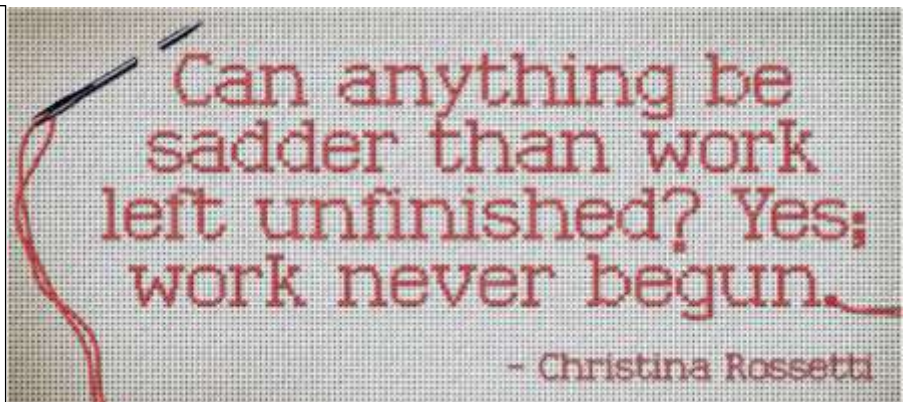
**Gwen Gibbs** is recovering at home after a short hospital stay



## General Meeting November Program

There will be a demonstration of other needlearts that are less frequently seen:

- Crochet - Randee Engeran
- Tatting-- Judy McGraw
- Knitting - Cyndi Scott
- Hardanger - -Karen Dittmar







## November

Judith Markus	1
Jennifer Kiss	3
Ginny VandenEykel	8
Joy Read	10
Barb Reininger	12
Marceil Geiser	13
Gale Ozment	14
Ann Tips	16
Anne Tuley	16
Holly Laughlin	17
Dee Smith	17
Yvonne McCauley	26
Stella Montgomery	27
Lynn Melder	28
Jan Goss	30
Elizabeth Quelch	30



## New Members

Jennifer Herrmann  
Linda Gresham  
Janetta Williamson  
Sherri Seville

## Education

Since we weren't able to meet last year due to social distancing restrictions, Michelle Kocurek and Randy Engeran will teach their mini classes to help us learn some new techniques. Each class is \$5 for materials. You can sign up at the Fall Welcome Coffee or general meetings.

- **Nov 11** – *Mini Pie Tart finishing* – You provide the stitched piece approx. 3" x 3" with 2 inches around.



There are several patterns to choose from at the following link:

<http://wyrdbyrdsnest.blogspot.com/p/black-work-smalls.html>

- **Feb 17** – *Finishing* – Randy Engeran will demonstrate several ways to finish your needlework pieces in unique ways for finishing edges with Cording, Beaded Ruching, and Sequins

Mark your calendars now to learn something different!

## From around the Web

Have you ever wondered what a teacher or designer would choose for tools that every stitcher should have?

I found this list from the Chilly Hollow Blog. There Jane from found this list that was posted by Diversions Needlepoint to share Tony Minieri's list of recommended tools.

Tony's recommended tools of the trade:

3 Pairs scissors:

- 1 for thread,
- 1 for metallics,
- 1 for paper

Needles:

- Tapestry sizes 1628
- Crewel sizes 810
- Chenille sizes 1828
- Bullion or milliners needles
- Beading needles

Needle case

Needle threaders, thick, medium, and thin

Laying tool

Awl

Colored pencils

Finepoint black permanent marker,

Pigma Micro or Sakura .01

White art eraser

Ruler or tape measure

4H pencil

Dololly

Judy's Booboo stick

Snag nabbit

Stitch fixer

Thread stretchers

Frame Stand and/or frame weight

Light Magnifier

Glass file

Hand lotion

Tweezers

POINTING IT OUT PODCAST

### 21 IN '21 CHALLENGE

- Organize your threads
- Stitch with a Bestie
- Explore and use a darning stitch
- Use 3D embellishments
- Knot it up! (bullion, colonial or French)
- Stitch a Mystery kit
- Assess your stitch book library
- Stitch a non-holiday piece
- Ribbon work
- Add a border
- Teach a friend to stitch
- Relax and unwind with a tent (stitch)
- Take a class
- Finish a WIP
- Stitch a favorite thing
- Watch a PIO episode and subscribe on YouTube
- Use a new or forgotten tool
- Play Stitch Roulette
- Create or organize your stitching space
- Buy something new!
- Stitch a counted piece

## Free Chart







The Royal School of Needlework has created an online resource for finding stitches. Here is the information that they posted on their website: <https://www.rsnstitchbank.org/>

The **Royal School of Needlework** was founded in 1872 with a mission to preserve the art of hand embroidery.

To mark its 150th anniversary the RSN is launching the **RSN Stitch Bank** to continue this mission. The RSN Stitch Bank aims to digitally conserve and showcase the wide variety of the world's embroidery stitches and the ways in which they have been used in different cultures and times. Launching with an initial 150 stitches, the RSN Stitch Bank is an ongoing project. More stitches will be added regularly and the RSN will be working with partners around the world to include stitches from different traditions.

For each stitch we need to:

- Film and edit a video demonstrating the making of the stitches.
- Create step by step text, illustrations and photos of the stitch's construction.
- Research a short history of the stitch and its use.
- Create an icon to help identify a stitch at a glance.
- Classify the stitch according to the taxonomy we are developing for the project.
- Select items from the RSN Collection which show this stitch in use and photograph the piece as a whole and of the stitch close up.
- [https://www.marthastewart.com/7841582/needlepoint-guide-beginners?goal=0\\_3621358244-b15c891cb7-69335125&mc\\_cid=b15c891cb7&mc\\_eid=73961e](https://www.marthastewart.com/7841582/needlepoint-guide-beginners?goal=0_3621358244-b15c891cb7-69335125&mc_cid=b15c891cb7&mc_eid=73961e)



Connie Litfin brought some delicious Oatmeal Cookies to the October meeting and has agreed to share the meeting  
Thanks Connie

### Crispy Oatmeal Cookies

Cream:

- 1 c. butter or margarine (I used half of each)
- 1 c. sugar
- 1 c. brown sugar

Add:

- 2 eggs
- 2 tsp. vanilla

Add

- 1 1/2 c. flour
- 1 tsp. baking powder
- 1 tsp. baking soda

Mix well

Add

- 2 c. oatmeal (either is good. I used quick this time.)
- 2 c. rice crispies
- 1 c. coconut
- 1 c. chocolate chips
- 1/2 c. chopped pecans (walnuts are ok)

Mix well.

Drop by heaping teaspoons 2" apart on a greased or parchment lined baking sheet. Bake at 375\* 8-10 minutes. Remove from baking sheets at once.  
Makes 5-6 dozen.



## Passport of Stitches


Do you love to travel? This year we have a fun program for everyone to enjoy, "Passport of Stitches". As part of our program at each general meeting this, a new country and stitch will be introduced. You will learn fun facts about each country and several stitches from the area. The countries we will be learning about are Italy, Greece, Hungary, France, and Romania.

The kit will contain the passport book and printed materials. Each participant will supply their own canvas or linen and threads. What a great way to use threads and fabric from our stash! Kit cost is \$10.

To participate in this program, please complete the registration form below and return it to Cyndi Scott. Our first country will be introduced at the October General Meeting.

Cyndi Scott

1<sup>st</sup> VP of Programs



### "Passport of Stitches" Registration Form

Name: \_\_\_\_\_ EGA#: \_\_\_\_\_

Address: \_\_\_\_\_

City: \_\_\_\_\_ State: \_\_\_\_\_ Zip: \_\_\_\_\_

Email: \_\_\_\_\_

Phone: \_\_\_\_\_

If you cannot attend the October meeting, would you like your kit mailed to you? \_\_\_\_\_

Please mail registration and kit fees (\$10) to Cyndi Scott, 6817 Riverchase Trail, Denton, TX 76210. **Deadline is Thursday, September 9, 2021.**

## From our National President

Cheryl Christian, EGA's Needle Arts editor, has announced her retirement from the position. Over the past 14 years, Cheryl has improved both the content and appearance of the publication, and her knowledgeable and detail-oriented approach will be missed. She will close out her tenure with the December 2021 issue, and is looking forward to continuing her research into the history and cultural significance of embroidery and embroiderers, as well as returning on a more full-time basis to her own studio work in traditional embroidery, mixed-media embroidery, art quilting, pastel, watercolor, and botanical illustration. She also plans to continue to teach in these areas. Please join me in thanking Cheryl for her dedication and exemplary work, which has benefited all of us in EGA.

With Cheryl's departure, we are searching for a new editor for Needle Arts. Are you an experienced editor looking for a new opportunity, or do you know someone who might be interested in shepherding the publication into the future? This independent contractor position includes responsibility for soliciting articles and projects, editing and proofreading, advertising sales, and production and printing coordination. To express interest or request more information, please email [president@egausa.org](mailto:president@egausa.org) by October 31, 2021.  
– Karen Hamilton, EGA President



### Save the Date December 9

Our annual Holiday Party will be held on December 9 at the new home of Judy McGraw. Carpooling is highly recommended as there is limited parking at Robson Ranch. Those members whose last names start with:

A-L to bring a salad or appetizer  
M-Z to bring a dessert

Jan Goss  
VP Arrangements



It's time to make your reservation for DN&TG's 29<sup>th</sup> ReTreat at Tanglewood! The Chili Pepper team is excited to welcome you back, and we hope you all are ready for a relaxing, fun time! Your deposit of \$100 along with your completed registration form included in the newsletter is due by Friday, October 8, 2021. The balance is due no later than December 9, 2021. We are excited to announce that payment can now be made either by check (Payable to DN&TG)) or Zelle! **Please do remember your reservation will not be confirmed until receipt of your completed registration form!** We are also excited to announce a Stitching room will be provided for early arrivals on Tuesday, January 18!!! Your early arrival cost is \$89 per night plus tax and resort fees! All early reservations must be made directly with Tanglewood Reservations and are not included in your DN&TG ReTreat payment! Now's the time to clean out your stash and make plans to bring to ReTreat! It's always so much fun to browse the Stash table and surely a new treasured project is waiting there just for you! You all are STARS, and we can't wait to see you at the Starlight, Starbright... Stitch, Dream Delight ReTreat in January!!!

Lisa Miller  
ReTreat Chair

The Shreveport Rose Stitchery Guild is gearing up to "pass a good time" and welcome you to the "Boot" for the Krewe of Needle and Thread, the 2022 SCR Seminar. We will begin registration on June 1, 2021, in-person at 2021 SCR Seminar in Georgetown, TX and on-line at [www.scr2022seminar.org](http://www.scr2022seminar.org)

We have an amazing array of 13 fabulous classes along with a little "lagniappe" of two additional virtual classes to begin in the Summer of 2022. If you cannot make it to Shreveport, you can still register for the virtual classes and snag a little Seminar SWAG. Watch for all the details about these exciting classes and many more fun activities. We definitely plan to have the best party on the bayou, so plan to come stitch, eat, and join our *Krewe of Needle and Thread* in shouting, "Throw me something, Mister!"





## 29<sup>th</sup> Annual ReTreat Registration Form January 19-23, 2022

Name: \_\_\_\_\_ EGA #: \_\_\_\_\_

Address: \_\_\_\_\_ City \_\_\_\_\_ State \_\_\_\_\_ Zip \_\_\_\_\_

Email: \_\_\_\_\_ Phone: \_\_\_\_\_

I stitch with (name of group): \_\_\_\_\_

Emergency Contact (name & phone): \_\_\_\_\_

The registration fee includes all appropriate lodging and meals based on the day you arrive. Meals include: 2 meals on Wednesday, 3 meals on Thursday-Saturday, and Sunday brunch as well as sodas, coffee and tea in our meeting room.

Arrive on:	Wednesday	Thursday	Friday
Single	\$687.00	\$521.50	\$356.00
Double*	\$555.00	\$422.50	\$290.00
Triple*	\$499.00	\$380.50	\$262.00
Quad*	\$475.00	\$362.50	\$250.00

Circle the fee for the date of your arrival and list your roommate(s) here: \_\_\_\_\_

\* Prices stated are for roommates arriving on the same day. If arriving on different days, additional room costs are the responsibility of the roommate arriving on the earlier day.

### Special Requirements:

Room close to event room: \_\_\_\_\_ Non-smoking: \_\_\_\_\_

Special Diet: Vegetarian \_\_\_\_\_ Low fat \_\_\_\_\_ Other: \_\_\_\_\_

Suggestions for Foods Allowed \_\_\_\_\_

This **completed registration form** and your \$100 deposit – either a check payable to DN&TG or ZELLE to [dntg.treas@gmail.com](mailto:dntg.treas@gmail.com) are due **Nov 11, 2021**. Your registration is not complete without the signed form.

**Balance is due by Dec. 9, 2019.**

**Mail to:** Katherine Woodward

The EGA Bylaws state **“No one may profit from membership in the chapter by sales, or solicitation of sales.”** The DN&TG Standing Rules state items on the stash table are to be taken for the members’ stitching enjoyment and are NOT to be taken by members for sale. This is part of the registration form. Your signature is required and must be accompanied with your deposit check for attending ReTreat.

**By signing this I acknowledge this policy and grant DN&TG permission to use photos taken of me in future newsletters.**

**Cancellation Policy:** Fees are fully refundable prior to **December 10, 2021**. From **12/10/21– 1/05/22**, the fees paid minus \$100.00 deposit are refundable. After **January 5, 2022**, no refunds can be issued except in cases of emergency, the effort will be made to refund the fee minus the \$100 deposit. No refunds can be guaranteed.

## Mary Alice Sinton Japanese Embroidery Workshop March 18-19, 2022

DN&TG is excited to announce Mary Alice Sinton will be coming to Dallas March 18-19, 2022 to teach a two-day Japanese Embroidery workshop. Bead Embroidery in the Japanese method incorporates silk embroidery techniques translated with beads rather than silk threads. The beads used are typically a wide variety Tri-cut, bugle and glass seed beads. Mary Alice will be offering five different projects for us to choose from since they all use the same technique.

The registration form is in this newsletter. **The deadline for registration is February 17, 2022.**



**Prickly Paisley**  
Eyeglass case or oval box  
Beginner Level



**What-A-Hoot Carrying Case**  
iPad or Kindle  
Beginner Level

The lining fabric is a waterproof fabric. The backing fabric is made from a suede-cloth and trimmed with a golden waffle braid and constructed with a zipper closure. Finishing may be done commercially or by the individual.



**Floral Fantasy Box**  
Advanced-Beginner Level



**Paisley on Parade Box**  
Advanced-Beginner Level

## Registration Form

### Mary Alice Sinton Japanese Embroidery Workshops

DN&TG is excited to announce Mary Alice Sinton will be coming to Dallas March 18-19, 2022 to teach a two-day Japanese Embroidery workshop. Bead Embroidery in the Japanese method incorporates silk embroidery techniques translated with beads rather than silk threads. The beads used are typically a wide variety Tri-cut, bugle and glass seed beads. Mary Alice will be offering five different projects for us to choose from since they all use the same technique.

The registration form is in this newsletter. **The deadline for registration is February 17, 2022.**



Project	Fabric	Class	Kit Fee	Qty	Total
Prickly Paisleys – eyeglass/phone case	Paisley and Vine	Beginner	\$70		
Prickly Paisleys – oval box		Beginner	\$60		
What-A-Hoot Carrying Case – Kindle	Paisley Owl in blue or green (circle one)	Beginner	\$95		
What-A-Hoot Carrying Case – iPad		Beginner	\$120		
Floral Fantasy – Box	Peach & topaz Jacobean floral	Advanced Beginner	\$90		
Paisley on Parade	Paisley	Advanced Beginner	\$90		

Name: \_\_\_\_\_ EGA #: \_\_\_\_\_

Address: \_\_\_\_\_

City: \_\_\_\_\_ State: \_\_\_\_\_ Zip: \_\_\_\_\_

email: \_\_\_\_\_ Phone: \_\_\_\_\_

Your kit fee is your **non-refundable** deposit.  
 You can pay either by check payable to Dallas Needlework & Textile Guild or DN&TG or  
**ZELLE** to: [dtng.treas@gmail.com](mailto:dtng.treas@gmail.com)

**This form must be submitted to be registered for the class.**

**Mail to:** Marty Anderson  
 email: [martya48@swbell.net](mailto:martya48@swbell.net)



## Upcoming EGA Online Classes

### Now Registering

Maple Leaves' with teacher  
Susan Hoekstra  
Registers Oct 6 to Nov 3



### Coming Soon



Art of Petit Point on Silk  
Gauze with Natalia Frank  
Registers Nov 3 to Dec 7

Creating a Pattern for  
Embroidery from Digital  
Images with Julie Carmen  
Registers Nov 3 to Dec 1



Rosette with Arlene Cohen  
Registers Dec 1 to Jan 5

More information on all of these classes can be  
found on the EGA website under Online Classes  
<https://egausa.org/online-courses/>



Additionally, there is an  
Extended Study program  
available on Tudor Dreams.  
With its traditional floral,  
arabesque and symbolic  
elements, this 3-day course  
will take the embroiderer from  
beginning through advanced

techniques utilizing 20 different metal materials  
as taught at the Royal School of Needlework. This  
class is held March 3-6 in Virginia.

## Lightening Rounds Registration Ends Dec 1, 2021



Enchanted Summer  
Linda Wyszynski



Fallen Leaves Sampler  
with Kim Sanders



Taming the Stash Monster  
Laura Smith



Reticello Needle Book  
Jonalene Gutwein



Undulations  
Gail Stafford

## Ways and Means Sharing. Learning. Giving.

DN&TG provides many opportunities to share our talents, learn from each other and give our time and our gifts to help make a positive impact on our community!

### COMMUNITY OUTREACH

#### **Minnie's Food Pantry – Book Drive**

[www.minniesfoodpantry.org](http://www.minniesfoodpantry.org)

Minnie's Food Pantry was established to provide healthy meals and red-carpet treatment to those in need. In addition to providing meals, Minnie's is committed to the children it serves and literacy. DN&TG will be collecting book donations each month at our General Meetings.

### ON-GOING DONATION REQUESTS

(Collected at General Meetings)

- Travel size toiletries: shampoo, lotion, soap, toothpaste, shower caps, etc.
- Eyeglasses

### On Going Charity

The charity chosen for this year is Books for Children through Minnie' Pantry. Books will be collected at general meetings, ReTreat, and the Holiday Party

### RETAIL PROGRAMS

Please sign up for DN&TG reward money...

1.  Community Rewards - link your card to DN&TG by entering number **62238**
2.  use this link to set up your account to support DN&TG  
<https://smile.amazon.com/ch/75-1528971>

**As of May 2021**, DN&TG has received **\$108.83** from Amazon for purchases made by DN&TG members on Amazon Smile.

### “STITCH IN PUBLIC” DAY

February 5, 2022

EGA sponsored "Stitch in Public" day. DN&TG will be participating in the national event. Details to follow.

Gail Berman  
Ways and Means Chairman

## EGA News

2021 Annual Meeting Video Part 2: Education Exhibit and Awards, Installation of new officers and more

The 2nd video from our [2021 Annual Meeting](#) is now live! On this video you will be see some of what took place at our 2021 National Seminar, and of course, lots of wonderful embroidery by our members!

Annual Meetings Page: <https://egausa.org/annual-meeting/>

## Membership

### New Members:

Your membership number will be sent to you directly from EGA. Please forward this number to [judithmcgraw65@yahoo.com](mailto:judithmcgraw65@yahoo.com) so that our records will show you are qualified to participate in all the FUN stuff offered through DN&TG!!!

### All Members:

CHANGES! If ANY of your information changes, please remember to contact me at [judithmcgraw65@yahoo.com](mailto:judithmcgraw65@yahoo.com) to insure you receive the latest and greatest news from DN&TG. You must also contact Tonya Parks at EGA National, [typarks@egausa.org](mailto:typarks@egausa.org) or call 502-589-6956, to ensure you continue to receive your local, Region and National EGA communications and publications. IT IS YOUR RESPONSIBILITY TO MAKE THESE CHANGES TO RECEIVE ANY AND ALL COMMUNICATIONS FROM EGA.

### Bring a Friend!

Your name will go in a drawing for each and every one of your friends that joins DN&TG during the year. What does that mean? You have a great chance to win a year's **FREE** membership!

### Come to our General meetings!

Great friends, delicious refreshments and outstanding programs! And... just be attending, you may be the lucky one that receives a small prize. Service length pins are available at the membership "Welcome" table. Don't forget to wear your name tag.

Judy McGraw  
Membership Chairman  
[judithmcgraw65@yahoo.com](mailto:judithmcgraw65@yahoo.com)

## Suggestions for the Good of the Guild

I am pleased to serve as your Member-at-Large. The Member-at-Large acts as a liaison between DN&TG members and the board. If you have any suggestions or concerns regarding DN&TG, please forward them to me. All issues will be respected, carefully considered, and will be brought before the board. You may remain anonymous if you choose or, if you have a matter of delicacy and feel more comfortable discussing it with me, my contact information is listed below for your convenience. Please feel free to call or email me. Our members are eager and prepared to help one another. Together we can grow and make DN&TG very special. Don't forget to share your positive experiences with the Guild, too.

Highlights from October General Meeting.2021

- The theme for the 2022 Opportunity Knocks Basket will be Strawberries
- Ways & Means Chairman will be collecting children's books for Minnie's Pantry
- The motion to accept the New and Improved Job Descriptions was passed by the Board
- The Swedish Weaving workshop is October 28
- Another Sign-Up Genius was sent out October 14 to help choose workshops for 2022.

Valorie Russell  
Member-at-Large  
[valorierussell@yahoo.com](mailto:valorierussell@yahoo.com)





**Dallas Needlework and Textile Guild  
Embroiderers' Guild of America (EGA) South Central Region (SCR)  
Membership Form – 2021-2022**

<p><b>\$64 – DN&amp;TG Primary</b></p> <p>_____ New EGA member</p> <p>_____ Renewing DN&amp;TG member</p> <p>_____ EGA member / new DN&amp;TG Primary</p>	<p><b>\$20 – Plural inside SCR / \$25 – Plural outside SCR</b></p> <p>_____ Plural Member</p> <p>Primary Chapter: _____</p>
---	---

Name: \_\_\_\_\_ EGA #: \_\_\_\_\_

Address: \_\_\_\_\_

City: \_\_\_\_\_ State: \_\_\_\_\_ Zip: \_\_\_\_\_

Phone: \_\_\_\_\_ (H) \_\_\_\_\_ (C) \_\_\_\_\_

email: \_\_\_\_\_

Birthday (Month and Day): \_\_\_\_\_ Referred by: \_\_\_\_\_

The EGA Bylaws state “No one may profit from membership in the chapter by sales, or solicitation of sales.”

By signing this I acknowledge this policy. \_\_\_\_\_

How long have you been stitching and what is your stitching passion? \_\_\_\_\_

\_\_\_\_\_

Questions or Suggestions? \_\_\_\_\_

\_\_\_\_\_

**Guests are welcome to attend three general meetings, sew days or satellite meetings  
after which we invite you to become a dues-paying member!**

**Dues are payable by May 1<sup>st</sup> of each year. Payments past this date will be charged a \$25 late fee.**

Please make your check payable to Dallas Needlework & Textile Guild or DN&TG

**Mail to:** Judy McGraw  
9909 Basalt Lane  
Denton, Texas 76207  
email: [judithmcgraw65@yahoo.com](mailto:judithmcgraw65@yahoo.com)

---

**Dallas Needlework & Textile Guild**

---

c/o Jo Ann Jackson  
6608 Garfield  
Plano, TX 75023