



The Needle Knows

Dallas Needlework and Textile Guild
South Central Region



<http://www.DNTG.org>

From the President

I really enjoyed the Sampler program at our February meeting last month. There were two pieces that really stood out in my mind. The first was a sampler done by a little girl who was 6. The piece was beautiful and looked like it had been done by someone who had been stitching for years. The second piece was a sampler about the history of hanging during the life of the stitcher. These pieces made me think of all the reasons we needlepoint, cross stitch, crochet, knit, etc. Maybe it is to remember a special day, a gift for someone special or just to learn a new technique or skill.

I recently finished a piece for my son and his wife. It was "Walking the Water's Edge" by Dianne Herrmann.

I first saw this piece at ReTreat several years ago and wanted to do the piece for our beach house. But by the time I took the class and finished the piece at the last ReTreat, I decided to give it to my son and daughter-in-law. During COVID we spent many weekends at the beach with them. It was a great opportunity to get to know them better as a couple. So, when I finished the project, I decided it reminded me of the times we spent at the beach together over the past 2 years.



At ReTreat, several ladies were working on pieces for family members and friends. Elena was knitting a onesie for her future grandson; Paige was working on her mandala that reminded her of her trip to Italy; and several ladies were working on stockings for their grandchildren. What pieces have you worked on that are special to you? Where the projects a gift or was it something special to you? Whatever the reason for doing a piece, I hope you find joy and happiness in stitching the piece.

Michelle Kocurek
DNTG President

Calendar

March

3	Sew Day
10	General Meeting
14	Plano Satellite
17	Sew Day
18	Japanese Beaded
Embroidery	
19	Japanese Beaded
Embroidery	
24	Sew Day
28	Plano Satellite
31	Sew Day

April

7	Sew Day
11	Plano Satellite
14	General Meeting
21	Budget Proposal Meeting/Sew Day
25	Plano Satellite
28	Sew Day

The Church of the Holy Communion

17405 Muirfield Drive, Dallas, TX 75287

Sew Days – 10:00 a.m.-2:00 p.m. Bring a sack lunch

General Meeting – 10:00 a.m., Coffee at 9:30 a.m.

Board Meeting – 10:00 a.m. – 12:00 p.m.

Custer Road United Methodist Church

6601 Custer Road, Plano, TX 75023

Plano Satellite – 7:00 p.m. – 9:00 p.m., Room B15

This is the newsletter of the Dallas Needlework and Textile Guild Chapter of "The Embroiderers' Guild of America, Inc."

President:

Michelle Kocurek
email: mkocurek@verizon.net

Membership:

Judy McGraw
email: judithmcgraw65@yahoo.com

Newsletter:

Jo Ann Jackson
email: jajmj@gmail.com

General meetings are held at *The Church of the Holy Communion*, 17405 Murfield Drive, Dallas, on the second Thursday of the month with coffee at 9:30 a.m. and the general meeting at 10:00 a.m. Information and dates for these and other meetings will be listed in the calendar. Sew days are also held at *The Church of the Holy Communion* on all other Thursdays of the month from 10:00 a.m. – 2:00 p.m. Bring a sack lunch.

All EGA chapters have permission to reprint any original material contained herein. Any copyrighted material will be clearly marked and may not be reprinted without the author's permission. Proper credit is always appreciated.

The deadline for submission of written articles for publication in the newsletter is the 15th of the prior month.

Plano Pig Tails

The Plano Satellite group meets on the second and fourth Mondays of most months at 7:00 p.m. at Custer Road United Methodist Church. The church is located at 6601 Custer Road in Plano. Entry to the building is through the far SE door on the corner: it faces the traffic signal at Custer and Cumberland. We meet in room B14 or B15 in the basement. Masks are now voluntary in the hallways. Come and join us for a fun evening of stitching!

Robin Caraway
rcarawaycpa@sbcglobal.net



Sampler Group

Sampler Group meets from 10:15 a.m.-2:00 p.m. on the third Wednesday each month at *Creative Stitches and Gifts*, 12817 Preston Road, No. 137, Dallas, TX 75230. Anyone interested in joining may contact Linda Cox at lindarcox@earthlink.net for more details. Members will be notified of any date changes due to a conflict with the Creative Stitches schedule.

The 2021-2022 meeting dates are:

March 16

April 20

May 18

Attendees are asked to refrain from wearing cologne, wear masks, and be respectful of the generous use of classroom space granted to us from Creative Stitches.

Linda Cox
lindarcox@earthlink.net



Dallas Needlework and Textile Guild 2021-2022 Master Calendar

March 10, 2022	General Meeting “ Birthday Celebration ”
March 18-19, 2022	Workshop – “ Japanese Beaded Embroidery ” taught by Mary Alice Sinton
April 14, 2022	General Meeting –
April 21, 2022	2022-2023 Budget Proposal Meeting
May 5, 2022	Board Meeting, 10:00 AM
May 12, 2022	DN&TG May Luncheon & Installation of Officers for 2022-2023 – 11:00 AM
May 19, 20, 23 & 24, 2022	Costa’s Hummingbird Pilot Class by Joyce Houck
September 21 & 22, 2022	Corncockle and Dragonfly stumpwork by Jane Nicholas
June 14-18, 2022	SCR Region Seminar – “ <i>Krewe of Needle and Thread</i> ” in Shreveport, LA
August 24-28, 2022	EGA National Seminar – “ <i>Broadway Bound</i> ” in New York City, NY
June 2023	SCR Region Seminar – Houston, TX
September 4-8, 2023	EGA National Seminar – “ <i>Boston Stitch Party</i> ” in Boston, MA
June 2024	SCR Region Seminar – in San Marcos, TX
2025	EGA National Seminar – South Central Region
2026	SCR Region Seminar Hosted by Greater Dallas Chapter in Dallas

The purpose of the master calendar is to help our members see all upcoming DN&TG events in one place. The workshops of other guilds are being included in attempt to avoid scheduling conflicts. Events will be added as dates become available, so check your monthly newsletter for the most recent calendar.

Proposed Chapter Officers

The Nominating Committee proposes the following as officers for the 2022-2023 Chapter Year. Nominations can be made from the floor at the April Meeting for any of these positions.

- President– Paige Guillory (moves up previous year)
- Vice President– Randy Engeran
- Secretary– Jan Goss
- Treasurer– Jennifer Mullens
- Arrangements– June Roden
- Workshop– Elena Andarde and Marty Anderson (Moves up from previous year)
- Assistant Workshop– Cyndi Scott
- Membership– Judy McGraw (Continue from last year)
- Education– Connie Litfin
- Region Representative– Karen Dittmar (Continue from last year)

2021-2022 – Sampler Group Project

The members who attended the June Sampler Group meeting voted to select **A Happy Life Sampler** from La-D-Da Designs for counted thread for our 2021-2-22 group project. Each interested member will be responsible for ordering her own pattern, fabric, & thread. We will officially begin the project at the September Sampler Group Meeting and plan to display our completed pieces at the May 2022 Luncheon. The discussion topic for the November Sampler Meeting will be: How do you record your needlework projects? Fabrics, threads, patterns, start and end dates, etc.



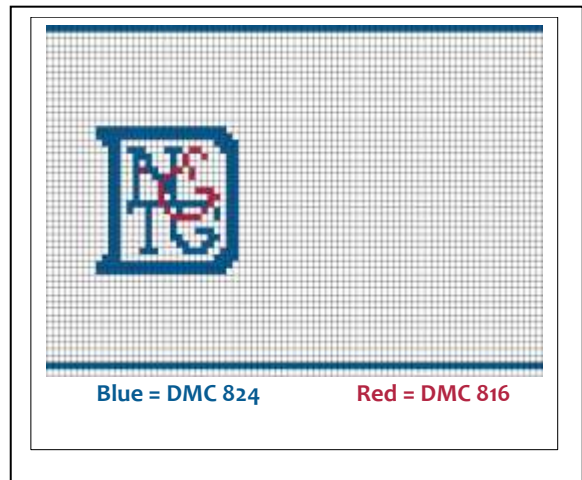
For more information contact Linda Cox
lindarcox@earthlink.net

Thoughts and Prayers



Please keep the following in your prayers:

- Gayle Brown
- Gwen Gibbs
- Karen Hamilton
- Robin Caraway





March

Kay Courtney	1
Denise Marsh	2
Sue Saiter	8
Pauline Harder	13
Janice Allen	16
Lori Jennings	26
Tamra Mason	28
Victoria Thornbury	28
Mona Flaherty	31

Region Representative Report By Karen Dittmar

SCR Midyear Region Representative Report

Beth Newton reported Margaret Kinsey’s Fall Colors: A Study in Rozashi and Kim Sanders Thank Goodness It’s Finished, Class have made for the SCR GCC’s.

Sherri Seville has asked for a short blurb from chapters about who we are, how long we have been around, how many members we have, etc.

Denise Hart, Heart in Hand award - the qualifications for nominated members is ‘Communications.’ This would be the chapter person who reports on news and upcoming events for the chapter. The Deadline for nominations is May 8.

Region Seminars

EGA Region Seminar 2024 June 11-15, is sponsored by the region and chaired by Joy Cobb.

EGA National Seminar 2025 will be sponsored by the Region and chaired by Karen Dittmar and co-chaired by Joy Cobb.

Both will be looking for volunteers – Check what you are volunteering for.

EGA Region Seminar 2026 is hosted by Greater Dallas.

Opportunity Knocks Tickets are available from Karen for \$10 each. This would cover expenses for the 2023 Sugarland Express.

Officer Training will be held at Seminar 2022 on Wednesday June 15.

Outreach funding requests are required to be turned in by November 30 to be funded for the current year.

A handout was presented about IDEA – Inclusive, Diversity, Equality, Accessibility for the program chairs to use for possible chapter programs.

Region Sponsored GCC’s



Hearts for You with Denise Harrington Pratt

**Fall Colors,
A Study in Rozashi
with Margaret Kinsey**





A Needle Art Love Story
Chapter IX
An exhibit of needle art treasures from private collections.

HAPPY NEWS!!! The Needle Art Committee has been joyously meeting and planning Chapter IX of A Needle Art Love Story. In June of 2022, we are delighted to once again be featuring the amazing works of those who do needlepoint and cross stitch at *A Needle Art Love Story, Chapter IX at the Ball-Eddleman-McFarland House*. Both needlepoint and cross stitch give the stitcher an avenue for self-expression and are challenging and rewarding in their own rights. It's like painting with a needle. In the past 8 years, our exhibit has featured over 604 stitchers and contained more than 5,578 pieces on display from private collections. These artisans, some from across the state, create elaborate needlepoint pieces for every holiday, occasion and reason.

The Party with the Stitchers will honor HFW's **Featured Stitcher, Deidra Pozez**, the participating stitchers, donors and sponsors. Honor these talented artisans who create these amazing treasures showcased in the exhibit by becoming a Host Committee member. Host sponsorship includes your name listed as a Patron Supporter on the invitation, listing in the commemorative booklet, one reservation to the Party with the Stitchers on **June 8**, plus your admittance to the exhibit all 4 days, **June 9 – June 12**.

WHAT MAKES THIS SHOW SO UNIQUE?

1. There isn't an entry fee to participate.
2. Your treasures exhibited are not juried.
3. The Needle Art Committee doesn't send invitations to stitchers to display their artisanship in this delightful show.
4. The show is held in an 1899 Cattle Baron Mansion, The Ball-Eddleman-McFarland House (Fort Worth's second historic landmark) at 1110 Penn Street 76102.

WHAT TO DO IF YOU ARE INTERESTED IN EXHIBITING:

- If you are a **cross stitcher**, please contact Mendie Cannon at velcro5101@gmail.com
- If you are a **needlepointer**, please contact Suzy Coleman at suzy_coleman@historicfortworth.org

We don't need to know what you are exhibiting now, we just want to know if you shall be exhibiting! Please let Mendie and Suzy know!

If you have any painted canvases or kits that you will not be stitching, we are accepting donations to benefit Historic Fort Worth through the gift shop at the exhibit. Please email Suzy if you have donations to contribute!

HAPPY STITCHING!!!

THE NEEDLE ART COMMITTEE

A Chart for You

Ukraine Solidarity Stitch-A-Long

As I received the news of the unprecedented and brutal attack on Ukraine, I struggled with what to do with my feelings of unease and horror at what the Ukrainian people are facing. Today I woke up and thought perhaps I could engage in a contemplative activity in which I could focus prayers and positive energies directed to all those who are and will be suffering gravely. So I spent the day today designing a cross-stitch pattern that I could practice contemplative stitching on. I then thought I should share this by making it a kind of solidarity stitch-a-long and encourage others to join me on this special stitch-a-long in honor of the Ukrainian people.

Why a cross stitch design?

The Ukrainian people have had a long, proud tradition of embroidery, and this small piece is inspired by traditional Ukrainian embroidery designs.

Based on Ukrainian tradition the symbols in this piece mean:

The cross = protection from evil.

The star = strength and serves as a protection from disease and evil.

The heart = love and harmony, and a united family.

The white dove (flying over heart) = peace.

The wavy lines = the stream of time and evolution.

The key/sigil = protection from negative influences.

The square = well-being, peace, and fortune. It also means perfection, harmony, and order. In the Ukrainian tradition, the square is the symbol of earth.

The colors also have meaning in the Ukrainian tradition:

Yellow = wellbeing, joy, and vital energy.

Blue = healing and spiritual calm, and it protects those who are most vulnerable.

Red = life energy, love, and joy.

Black = the earth, wealth, and wellbeing.

White = innocence and purity.

Green = youth, beauty, and calm.

I have matched the yellow and blue threads to the official colors of the Ukrainian flag (see the thread color conversion chart below) by converting the official RGB colors to DMC thread colors.

How to practice this Solidarity SAL:

With each stitch, offer a prayer of strength and support, while reflecting on the challenges facing the Ukrainian people. Pause periodically, breathe and envision a world at peace and in harmony. Then continue infusing each stitch with strength and support.

Please share this pattern and encourage others to join in this special solidarity stitch-a-long. May we, together, through our creative forces, wake people up to the horrors that Ukrainian people face and to the truth of how fragile democracy among people can be. Through stitching may we all become stronger and closer together! May our creative energies guide the world to peace and harmony!


<https://www.onepointmind.com/atthepoint/ukraine-solidarity-stitch-a-long?fbclid=IwAR10aAsDVvxrYMyHMRJGgysfd1fm8yPwsAFslv6mTVS9mcje64X1jT9DLFg>

See the Chart on the next page

A Chart for You (continued)



14 ct 56x56 Stitches (10.2 x 10.2 cm) (4.0 x 4.0 in.)
 16 ct 56x56 Stitches (8.9 x 8.9 cm) (3.5 x 3.5 in.)
 18 ct 56x56 Stitches (7.9 x 7.9 cm) (3.1 x 3.1 in.)

	Number	Name:	Stitches
	DMC 310	Black	1380
	DMC 444	Lemon DK	340
	DMC 666	Christmas Red bright	436
	DMC 700	Christmas Green bright	48
	DMC 797	Royal Blue	276



The Royal School of Needlework has created an online resource for finding stitches. Here is the information that they posted on their website: <https://www.rsnstitchbank.org/>

The **Royal School of Needlework** was founded in 1872 with a mission to preserve the art of hand embroidery.

To mark its 150th anniversary the RSN is launching the **RSN Stitch Bank** to continue this mission. The RSN Stitch Bank aims to digitally conserve and showcase the wide variety of the world's embroidery stitches and the ways in which they have been used in different cultures and times.

Launching with an initial 150 stitches, the RSN Stitch Bank is an ongoing project. More stitches will be added regularly and the RSN will be working with partners around the world to include stitches from different traditions.

For each stitch we need to:

- Film and edit a video demonstrating the making of the stitches.
- Create step by step text, illustrations and photos of the stitch's construction.
- Research a short history of the stitch and its use.
- Create an icon to help identify a stitch at a glance.
- Classify the stitch according to the taxonomy we are developing for the project.
- Select items from the RSN Collection which show this stitch in use and photograph the piece as a whole and of the stitch close up.

Upcoming Programs



March - Birthday Celebration of everyone's birthday. There will be cake and punch/drinks. We'll also have a gift exchange of a stitching related gift (value \$20) if you wish to participate.



April - our EGA National President, Karen Hamilton, will talk to us about EGA



May - The May Luncheon will be held at Maggiano's Willowbend on May 12 from 11-2. The cost is \$36 a person. There will be a cash bar. RSVP to Jan Goss. Make checks out to DNTG and give to Jan at a meeting.



Jane Nicholas' Corncockle and Dragonfly Workshop

Stumpwork and Surface Embroidery

September 20-21, 2022

This small stumpwork panel was inspired by an illuminated page of a medieval manuscript. Worked on ivory satin, this design features the Corncockle, *Agrostemma githago*, a summer-flowering wild flower, with detached reddish-purple petals and long leafy sepals worked with wire and needle weaving.

The panel also contains a broad-bodied dragonfly, *Libellula quadrimaculata*, with detached gauzy wings and a padded leather abdomen, a shiny blue beetle and a tiny red ladybird, both with raised detached wings. The botanical name may be embroidered at the base of this specimen.

Design Area: 3" x 7"

Kit Fee: \$65

Kit Contents: instructions, project diagrams, photograph, tracing paper, ivory satin, quilters muslin, fabrics for applied and detached elements, Soie d'Alger silk threads, unusual rayon, silk and metallic threads, beads, leather and colored wires).

List of what student provides will be given after class registration.



The deadline for registration is August 15, 2022.

Name: _____ EGA #: _____

Address: _____

City: _____ State: _____ Zip: _____

email: _____ Phone: _____

Your kit fee is your **non-refundable** deposit.

There is a \$20 additional charge for non-chapter members

You can pay either by check payable to Dallas Needlework & Textile Guild or DN&TG or

ZELLE \$65 to: dntg.treas@gmail.com

This form must be submitted to be registered for the class.

Mail to: Marty Anderson
4003 Rolling Knolls
Parker, TX, 75002
email: martya48@swbell.net

Joyce Houk's Costa's Hummingbird Workshop

Thread Painting Embroidery

May 19-20 and 23-24, 2022

If you are a “purple person,” you will love this tiny jewel perched on a bare branch with his brilliant signature throat aglow. It is stitched on Shantung silk using 37 colors of DMC floss. Students will easily create his exquisitely shaded feathers, using random long and short stitch. Other stitches used for the fine details are split, running, stem, straight, trailing and satin stitch.

Students will learn to use a technique taught at the Royal School of Needlework to readily see color changes. In addition, students will learn how “order of work” stitches helps to achieve the maximum realism. The comprehensive instructions have color photographs showing thread placement, and all stitch diagrams needed to complete this design are provided. With minimal experience in stitching random long and short stitch, the student can easily recreate this realistic design with the teacher's guidance, the written instructions and class structure.



Design Area: 10” x 12”

Kit Fee: \$111 (includes all materials)

Student Provides: 14” x 16” stretcher bars, 3 men's hankies to cover your work, 6” ruler, stand, lamp, and usual stitching supplies

**The deadline for registration is
March 31, 2022.**

Name: _____ **EGA #:** _____

Address: _____

City: _____ **State:** _____ **Zip:** _____

email: _____ **Phone:** _____

Your kit fee is your **non-refundable** deposit.

There is a \$20 additional charge for non-chapter members

You can pay either by check payable to Dallas Needlework & Textile Guild or DN&TG or

ZELLE \$111 to: dntg.treas@gmail.com

This form must be submitted to be registered for the class.

Mail to: Marty Anderson

email: martya48@swbell.net

EGA News

In our last communication about the recent member survey, we promised to provide updates on our efforts to build a solid future for EGA, including steps to assure that our organization is even more inclusive and welcoming to all current and potential members. This is the first of such updates.

EGA is like a beautiful patchwork quilt – it consists of many pieces, many colors, many sizes, all woven together by a common thread – our love of stitching. As we look to the future, we envision an EGA that is inclusive, diverse, equitable, and accessible to all who love needlework. We believe that it is important to weave this commitment into our official policy.

We are pleased to issue the EGA Diversity Statement, crafted by our IDEA Task Force and approved by the Board of Directors.

EGA Diversity Statement

The Embroiderers' Guild of America (EGA) is committed to providing a safe, inclusive, and supportive environment for stitchers of any experience level, age, race, ethnicity, nationality, ability, gender identity, sexual orientation, religion, or other background to develop their skills and express their creativity through the needle arts.

EGA affirms its commitment to inclusion, diversity, equity, and accessibility (IDEA).

This statement can be found on the [About Us](#) page of the EGA website as well as in Section 1.6 of the EGA Policies.

Thank you to the IDEA Task Force for their thoughtful, dedicated work in crafting this statement. We look forward to the continued involvement of this team as we move forward to secure the future of our cherished organization.

Karen Hamilton
President

Marge Kelly
Vice President



The Shreveport Rose Stitchery Guild is gearing up to “pass a good time” and welcome you to the “Boot” for the Krewe of Needle and Thread, the 2022 SCR Seminar. We will begin registration on June 1, 2021, in-person at 2021 SCR Seminar in Georgetown, TX and on-line at www.scr2022seminar.org

We have an amazing array of 13 fabulous classes along with a little “*lagniappe*” of two additional virtual classes to begin in the Summer of 2022. If you cannot make it to Shreveport, you can still register for the virtual classes and snag a little Seminar SWAG. Watch for all the details about these exciting classes and many more fun activities. We definitely plan to have the best party on the bayou, so plan to come stitch, eat, and join our *Krewe of Needle and Thread* in shouting, “Throw me something, Mister!”



Recipe from ReTreat

ALMOND JOY COOKIES – Recipe from Janice Jones

1-14 oz. bag Sweetened Coconut Flakes
 2 cups Semi-Sweet Chocolate Chips (I did part dark chocolate chips)
 2/3 Cup chopped lightly salted Almonds
 1-14 oz can Eagle Brand Sweetened Condensed Milk

1. Preheat oven to 325 deg. Line a large. baking sheet with Parchment Paper (critical that you use parchment paper!) In large bowl, combine all ingredients, stirring till combined.
2. Scoop out dough with a cookie scoop & moisten fingertips with water & shape into discs and place on cookie sheet & lightly pat tops flat.
3. Bake 12 min or until tips of coconut are just starting to turn golden brown.
4. Let cool on baking sheet, then store in airtight container.

Makes 3 dozen.

EGA Virtual Lectures

Have you found the EGA Virtual Lectures yet? They are an amazing way to learn something new or about some different needlework technique.

Among topics discussed will be the history, the symbolism, the purpose, the practicality of how this embroidery has passed down through generations. Many of the embroidery techniques are passed down orally and by watching how it's done, with no written instructions or patterns to follow. Besides the beauty of the traditional embroidery, there is sadness, joy and triumph in many of these stories.

Here's how the Virtual Lecture Series process works

- Step 1:** During the registration period for a lecture, click the title of the lecture below to learn more and sign up.
- Step 2:** The list of all the members interested is randomized and the first 100 members will be sent an email indicating they are registered. The remaining members will be placed on a waiting list.
- Step 3:** Start getting ready for your virtual lecture by reading the [Participant Etiquette for the Virtual Lecture Series](#) and making sure your name on Zoom displays your first and last name. If you have issues, seek assistance as detailed in the welcome letter. *Tip: Find helpful Zoom documents by searching for Zoom in Document Downloads.*
- Step 4:** Receive Zoom invitation 48 hours before the lecture starts.
- Step 5:** Enjoy the virtual lecture!

Virtual Lecture: Stitcherhood is Powerful: The Work of a Feminist Embroiderer and Historian with Harriet Alonso -

Date: Sunday, April 10, 2022 1PM Eastern **Registration:** March 14-21, 2022 1PM Eastern

Virtual Lecture: The Garments of Salvation: exploring the world of Greek Orthodox liturgical vesture with Krista

West Date: Sunday May 15, 2022 1PM Eastern **Registration:** April 11-18, 2022 1PM Eastern

Virtual Lecture 18: Ernest Thesiger and the hidden history of needlework by men with Dr. Joseph McBrinn - Date:

Saturday, June 11, 2022 1PM Eastern Registration: May 16-23, 2022 1PM Eastern

Virtual Lecture: Elizabethan Embroidery And The Trevelyon Miscellany Of 1608 with Kathy Andrews - Date: Sunday,

July 10, 2022 1PM Eastern Registration: June 13-20, 2022 1PM Eastern

My Annual Good Intentions Contract

2022

It's time to review your stash of stitching projects and decide what you would really like to finish in the next year. It often helps to write it down and make a promise to yourself.

Please complete the list below and either mail it to me or hand it to me at the January or February general meeting. You don't have to complete five. Just list ones you want to complete.

In addition, list one new technique you would like to learn next year. As usual, there will be a prize for those who complete their MAGIC list.

Please send form to DN&TG to: Email to zhmk31@gmail.com or mail to Karen Hamilton, 2318 Evergreen St., Carrollton, TX 75006-1629.

DALLAS NEEDLEWORK & TEXTILE GUILD – MY ANNUAL GOOD INTENTIONS CONTRACT

Please write the name of the project and the designer on the lines below

1. _____
2. _____
3. _____
4. _____
5. _____
6. I want to learn a new technique this year...

Name: _____

Christy Cottontail

Grid Size: 31w x 99h

Design Area: 2.07" x 6.93"

(29 x 97 stitches)

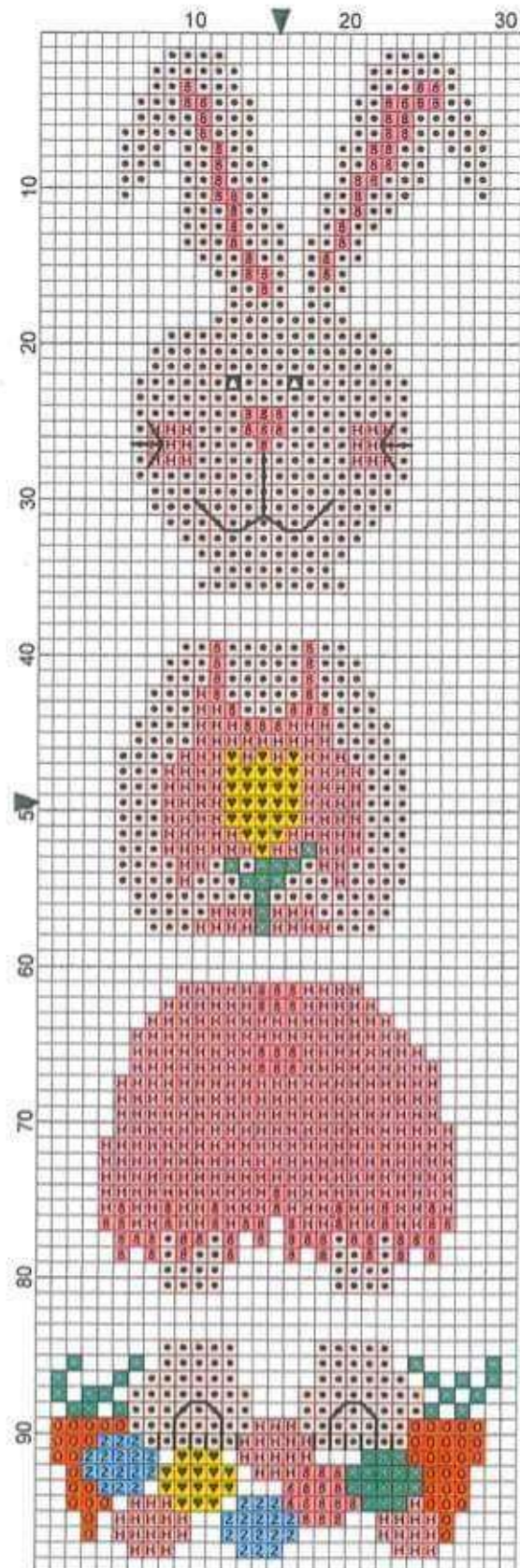
Fabric: Any fabric choice!

Threads: DMC 6-strand cotton

Light Pink	:	963
Medium Pink	:	957
Dark Pink	:	956
Yellow	:	745
Black	:	310
Blue	:	3846
Orange	:	906

BACKSTITCHING: Outline the mouth, whiskers & feet with 2 strands of 310 (black).

© PICKLE BARREL DESIGNS, LLC
2015 - Nancy Greenberg



Pickle Barrel Designs, LLC - 2015

Upcoming EGA Online Classes



Hardanger Trio with Kim Beamish
Registration starts March 2



Kiss Me Under the Mistletoe with Celeste Chalasani
Registration starts April 6

More information on all of these classes can be found on the EGA website under Online Classes <https://egausa.org/online-courses/>



Do you want to improve your stitching? Then this is the correspondence course for you! Perfect your skills while stitching a stunning interlaced heart featuring ripe strawberries and a Tudor rose.

Lightening Rounds Registration Ends May 31st



Join Barbara Kershaw in Daydreams, a correspondence course focused on Schwalm embroidery, a beautiful form of German whitework embroidery traditionally worked on an off white evenweave linen with white thread.



Teacher Marion Scoular's interpretation of the beloved fairy tale includes pattern darning, Blackwork, Hardanger (no cutting!) and a small amount of surface stitchery, all explicitly covered in a 26-page, well-illustrated booklet.

This correspondence course offers the stitcher the opportunity to discover the joy of taking counted thread embroidery into three dimensions by creating a "puzzle ball."



Papillon is an introductory correspondence course on filet embroidery.

Ways and Means Sharing. Learning. Giving.

DN&TG provides many opportunities to share our talents, learn from each other and give our time and our gifts to help make a positive impact on our community!

COMMUNITY OUTREACH

Minnie’s Food Pantry – Book Drive

www.minniesfoodpantry.org

Minnie’s Food Pantry was established to provide healthy meals and red-carpet treatment to those in need. In addition to providing meals, Minnie’s is committed to the children it serves and literacy. DN&TG will be collecting book donations each month at our General Meetings.

RETAIL PROGRAMS

Please sign up for DN&TG reward money...

-  Community Rewards - link your card to DN&TG by entering number **62238**
-  use this link to set up your account to support DN&TG
<https://smile.amazon.com/ch/75-1528971>

As of May 2021, DN&TG has received **\$108.83** from Amazon for purchases made by DN&TG members on Amazon Smile.

ON-GOING DONATION REQUESTS

(Collected at General Meetings)

- Travel size toiletries: shampoo, lotion, soap, toothpaste, shower caps, etc.
- Eyeglasses



On Going Charity

The charity chosen for this year is Books for Children through Minnie’ Pantry. Anyone who still wants to donate books for children can still bring your books to sew days for collection. Public Sew Day was canceled due to weather.



Membership

New Members:

Your membership number will be sent to you directly from EGA. Please forward this number to judithmcgraw65@yahoo.com so that our records will show you are qualified to participate in all the FUN stuff offered through DN&TG!!!

All Members:

CHANGES! If ANY of your information changes, please remember to contact me at judithmcgraw65@yahoo.com to insure you receive the latest and greatest news from DN&TG. You must also contact Tonya Parks at EGA National, typarks@egausa.org or call 502-589-6956, to ensure you continue to receive your local, Region and National EGA communications and publications. IT IS YOUR RESPONSIBILITY TO MAKE THESE CHANGES TO RECEIVE ANY AND ALL COMMUNICATIONS FROM EGA.

Bring a Friend!

Your name will go in a drawing for each and every one of your friends that joins DN&TG during the year. What does that mean? You have a great chance to win a year's **FREE** membership!

Come to our General meetings!

Great friends, delicious refreshments and outstanding programs! And... just be attending, you may be the lucky one that receives a small prize. Service length pins are available at the membership "Welcome" table. Don't forget to wear your name tag.

Judy McGraw
Membership Chairman
judithmcgraw65@yahoo.com



Suggestions for the Good of the Guild

I am pleased to serve as your Member-at-Large. The Member-at-Large acts as a liaison between DN&TG members and the board. If you have any suggestions or concerns regarding DN&TG, please forward them to me. All issues will be respected, carefully considered, and will be brought before the board. You may remain anonymous if you choose or, if you have a matter of delicacy and feel more comfortable discussing it with me, my contact information is listed below for your convenience. Please feel free to call or email me. Our members are eager and prepared to help one another. Together we can grow and make DN&TG very special. Don't forget to share your positive experiences with the Guild, too.

The Long-Range Planning Committee will start meeting to revise the DNTG By-Laws

Valorie Russell
Member-at-Large
valorierussell@yahoo.com



**Dallas Needlework and Textile Guild
Embroiderers' Guild of America (EGA) South Central Region (SCR)
Membership Form – 2022-2023**

<p>\$64 – DN&TG Primary</p> <p>_____ New EGA member</p> <p>_____ Renewing DN&TG member</p> <p>_____ EGA member / new DN&TG Primary</p>	<p>\$20 – Plural inside SCR / \$25 – Plural outside SCR</p> <p>_____ Plural Member</p> <p>Primary Chapter: _____</p>
---	---

Name: _____ EGA #: _____

Address: _____

City: _____ State: _____ Zip: _____

Phone: _____ (H) _____ (C) _____

email: _____

Birthday (Month and Day): _____ Referred by: _____

The EGA Bylaws state “No one may profit from membership in the chapter by sales, or solicitation of sales.”

By signing this I acknowledge this policy. _____

How long have you been stitching and what is your stitching passion? _____

Questions or Suggestions? _____

**Guests are welcome to attend three general meetings, sew days or satellite meetings
after which we invite you to become a dues-paying member!**

Dues are payable by May 1st of each year.

ZELLE to: dtng.treas@gmail.com

Please make your check payable to Dallas Needlework & Textile Guild or DN&TG

Mail to: Judy McGraw
9909 Basalt Lane
Denton, Texas 76207
email: judithmcgraw65@yahoo.com

Dallas Needlework & Textile Guild

c/o Jo Ann Jackson
6608 Garfield
Plano, TX 75023