



The Needle Knows

Dallas Needlework and Textile Guild
South Central Region



<http://www.DNTG.org>

From the President

Wow! What an amazing 29th ReTreat – Starlight, Starbright... Stitch, Dream, Delight. Thank you to Lisa Miller and her committee for a great ReTreat. If you missed ReTreat this year, I hope you can join us next year. The Stitchin' Chicks are hosting, and the theme is "Birds of a Feather, Stitch Together". Looking forward to another great week of stitching with everyone in 2023.

This year at ReTreat Twyla Pease and the Lady Bugs from Wichita Falls donated a lot of canvas for us to add to our stash. I hope everyone was able to find something new to stitch on. I found several Christmas ornaments and can't wait to work on them. For those who did not attend ReTreat, I will have the remaining canvases at our next general meeting for you to look thru.

It is that time of year when the nominating committee will be working on the slate of new officers for 2022-2023. If you are interested in serving on the board or a committee, please reach out to Randy Engeran at rengeran@verizon.net. If you need a copy of the updated job descriptions, please reach out to me at mkocurek@verizon.net and I will email them to you.

Stitch in Public day has been postponed because of the weather we are having. Look for an update about a new date for this to happen in front of Neiman Marcus at Willow Bend mall. If you would like to be informed of updates, contact Gail Berman at gber51@verizon.net for more information on the event.

Happy Valentines & Happy Stitching,

Happy Stitching!
Michelle Kocurek
DNTG President

Calendar

February

3	Sew Day
5	Stitch In Public Day
10	General Meeting
14	Plano Satellite
17	Finishing Sew Day
24	Board Meeting Sew Day
28	Plano Satellite

March

3	Sew Day
10	General Meeting
14	Plano Satellite
17	Sew Day
18-19	Japanese Beaded Embroidery
24	Sew Day
28	Plano Satellite
31	Sew Day

The Church of the Holy Communion

17405 Muirfield Drive, Dallas, TX 75287

Sew Days – 10:00 a.m.-2:00 p.m. Bring a sack lunch

General Meeting – 10:00 a.m., Coffee at 9:30 a.m.

Board Meeting – 10:00 a.m. – 12:00 p.m.

Custer Road United Methodist Church

6601 Custer Road, Plano, TX 75023

Plano Satellite – 7:00 p.m. – 9:00 p.m., Room B15

This is the newsletter of the Dallas Needlework and Textile Guild Chapter of "The Embroiderers' Guild of America, Inc."

President:

Michelle Kocurek
email: mkocurek@verizon.net

Membership:

Judy McGraw
email: judithmcgraw65@yahoo.com

Newsletter:

Jo Ann Jackson
email: jajmj@gmail.com

General meetings are held at *The Church of the Holy Communion*, 17405 Murfield Drive, Dallas, on the second Thursday of the month with coffee at 9:30 a.m. and the general meeting at 10:00 a.m. Information and dates for these and other meetings will be listed in the calendar. Sew days are also held at *The Church of the Holy Communion* on all other Thursdays of the month from 10:00 a.m. – 2:00 p.m. Bring a sack lunch.

All EGA chapters have permission to reprint any original material contained herein. Any copyrighted material will be clearly marked and may not be reprinted without the author's permission. Proper credit is always appreciated.

The deadline for submission of written articles for publication in the newsletter is the 15th of the prior month.

Plano Pig Tails

The Plano Satellite group meets on the second and fourth Mondays of most months at 7:00 p.m. at Custer Road United Methodist Church. The church is located at 6601 Custer Road in Plano. Entry to the building is through the far SE door on the corner: it faces the traffic signal at Custer and Cumberland. We meet in room B14 or B15 in the basement. Masks are now voluntary in the hallways. Come and join us for a fun evening of stitching!

Robin Caraway
rcarawaycpa@sbcglobal.net



Sampler Group

Sampler Group meets from 10:15 a.m.-2:00 p.m. on the third Wednesday each month at *Creative Stitches and Gifts*, 12817 Preston Road, No. 137, Dallas, TX 75230. Anyone interested in joining may contact Linda Cox at lindarcox@earthlink.net for more details. Members will be notified of any date changes due to a conflict with the Creative Stitches schedule.

The 2021-2022 meeting dates are:

February 16	March 16
April 20	May 18

Attendees are asked to refrain from wearing cologne, wear masks, and be respectful of the generous use of classroom space granted to us from Creative Stitches.


Linda Cox
lindarcox@earthlink.net



Dallas Needlework and Textile Guild 2021-2022 Master Calendar

February 5, 2022	EGA sponsored “ <i>Stitch-in-Public Day</i> ”
February 10, 2022	General Meeting – “ <i>Lecture on Samplers</i> ” by Dawn Fisher of <i>Morning Glory Needleworks</i>
February 17, 2022	Education Class: Finishing taught by Randy Engeran
February 24, 2022	Board Meeting, 10:00 AM
March 10, 2022	General Meeting
March 18-19, 2022	Workshop – “ <i>Japanese Beaded Embroidery</i> ” taught by Mary Alice Sinton
April 14, 2022	General Meeting – “ <i>Birthday Celebration</i> ”
April 21, 2022	2022-2023 Budget Proposal Meeting
May 5, 2022	Board Meeting, 10:00 AM
May 12, 2022	DN&TG May Luncheon & Installation of Officers for 2022-2023 – 11:00 AM
June 14-18, 2022	SCR Region Seminar – “ <i>Krewe of Needle and Thread</i> ” in Shreveport, LA
August 24-28, 2022	EGA National Seminar – “ <i>Broadway Bound</i> ” in New York City, NY
June 2023	SCR Region Seminar – Houston, TX
September 4-8, 2023	EGA National Seminar – “ <i>Boston Stitch Party</i> ” in Boston, MA
June 2024	SCR Region Seminar – “ <i>Create a Vision</i> ” in San Marcos, TX

The purpose of the master calendar is to help our members see all upcoming DN&TG events in one place. The workshops of other guilds are being included in attempt to avoid scheduling conflicts. Events will be added as dates become available, so check your monthly newsletter for the most recent calendar.



2021-2022 – Sampler Group Project

The members who attended the June Sampler Group meeting voted to select **A Happy Life Sampler** from La-D-Da Designs for counted thread for our 2021-2-22 group project. Each interested member will be responsible for ordering her own pattern, fabric, & thread. We will officially begin the project at the September Sampler Group Meeting and plan to display our completed pieces at the May 2022 Luncheon. The discussion topic for the November Sampler Meeting will be: How do you record your needlework projects? Fabrics, threads, patterns, start and end dates, etc.

For more information contact Linda Cox
lindarcox@earthlink.net

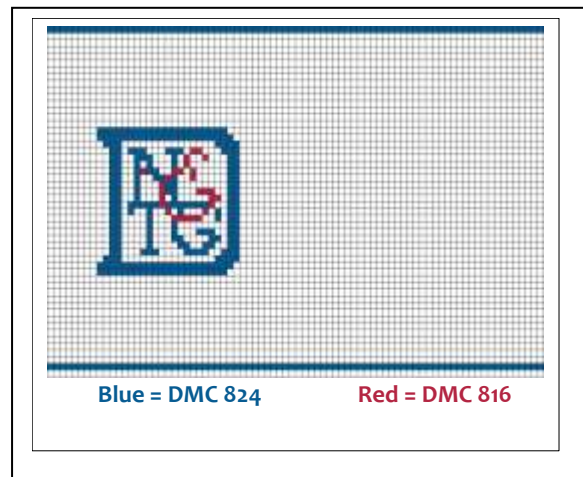


Thoughts and Prayers



Please keep the following in your prayers:

Katherine Woodward
 (death of father)
 Ann Tipps (Broken Hip)
 Karen Dittmar (Eye Surgery)



New From EGA



We just released a brand-new versatile item to help you carry and keep all your current needlework projects in one place! Our new **EGA Messenger Bag** features our logo and has plenty of space to hold your laptop or device and several pockets to let you store embroidery projects, supplies and other items.

The bag can be purchased for just \$20 if you are in the United States and \$40 for International locations. Shipping cost is included. For More Information see: <https://egausa.org/new-ega-messenger-bag/>



February

Natalie England	3
Gail Bergman	5
Robin Caraway	8
Rosie Moyna	10
Ann Weissler	16
Pamela Hoops	19
Ann Allen	20
Randye Engeran	20
Barbara Martin	22
Mary Waldsmith	22
Pam Gardner	23
Mary Jo Distel	27
Kate Johnson	27
Mary Bruton	28



Education

Since we weren't able to meet last year due to social distancing restrictions, Michelle Kocurek and Randye Engeran will teach their mini classes to help us learn some new techniques. Each class is \$5 for materials. You can sign up at the Fall Welcome Coffee or general meetings.

- Feb 17 – Finishing –**
 Randye Engeran will demonstrate several ways to finish your needlework pieces in unique ways for finishing edges with Cording, Beaded Ruching, and Sequins. You'll also learn how to make tassels.



Mark your calendars now to learn something different!



Welcome to New Members

Janice Jones
 Stephanie Kolban
 Melissa Huber
 Mary Lord


From around the Web

I found the following on the Seed Beads and More Facebook Page. It was posted by [Glenda Flath Paunonen](#)

As the year ends and everyone wants to make New Year's resolutions I hear "I am going to finish up UFO's. " And I say Only Finish UFO's when you want to. Beading is a hobby, and the joy is in the doing. You don't cook every single recipe in a cookbook. You don't read every book you bought. If you buy some clothing and then don't like it you don't force yourself to wear it. When you go to a movie, out to dinner, to an event you are paying for the experience. Same with beading. You buy something you work on it and you learn some things, you practice new stitches, you pick out colors. You are paying for the experience and..... you don't have to finish it unless you want to. Painters don't finish EVERY painting, and I am sure there are so many more examples. I prefer to say that I practice my beading every day The joy comes in the doing... I am not obligated to finish. That's what zip lock bags are for. Anyways it's just my opinion. Take it if you like or leave it or create your own.

Happy New Year!

..... Stitch Sisters - Sassafras Samplers





- Designed by Allie Dudley for Sassafras Samplers
- Stitch count: 53w x54h
- We are offering this as a free chart to stitch in support of our stitch sisters who are struggling with illness and other life challenges, as a token of solidarity, strength and hope. We encourage you to change the colors, including skin tone and hair style, to suit your desire.
- This chart is designed to fit a 4" tart and is suitable to stitch on aida or linen.
- Please share your work by posting a photo to our Facebook page or tagging us on Instagram!

- DMC 310
- DMC 349
- DMC 350
- DMC 415
- DMC 435
- DMC 632
- DMC 738
- DMC 739
- DMC 3706
- DMC 3845



A Chart for You





The Royal School of Needlework has created an online resource for finding stitches. Here is the information that they posted on their website: <https://www.rsnstitchbank.org/>

The **Royal School of Needlework** was founded in 1872 with a mission to preserve the art of hand embroidery.

To mark its 150th anniversary the RSN is launching the **RSN Stitch Bank** to continue this mission. The RSN Stitch Bank aims to digitally conserve and showcase the wide variety of the world's embroidery stitches and the ways in which they have been used in different cultures and times.

Launching with an initial 150 stitches, the RSN Stitch Bank is an ongoing project. More stitches will be added regularly and the RSN will be working with partners around the world to include stitches from different traditions.

For each stitch we need to:

- Film and edit a video demonstrating the making of the stitches.
- Create step by step text, illustrations and photos of the stitch's construction.
- Research a short history of the stitch and its use.
- Create an icon to help identify a stitch at a glance.
- Classify the stitch according to the taxonomy we are developing for the project.
- Select items from the RSN Collection which show this stitch in use and photograph the piece as a whole and of the stitch close up.

Upcoming Programs

February - Lecture on Samplers by Dawn Fisher of Morning Glory Designs. We'll also have a check-in on the progress of your Passport of Stitches. There will be a surprise for those who can show me some of the completed stitches and, yes, you must be present to receive the surprise.



March - Birthday Celebration of everyone's birthday. There will be cake and punch/drinks. We'll also have a gift exchange of a stitching related gift (value \$20) if you wish to participate.



April - our Embroiderer's Guild of America National President will talk about EGA



May - Luncheon and installation of new officers, presentation of sampler group project, and show and tell.

Jane Nicholas' Corncockle and Dragonfly Workshop

Stumpwork and Surface Embroidery

September 20-21, 2022

This small stumpwork panel was inspired by an illuminated page of a medieval manuscript. Worked on ivory satin, this design features the Corncockle, *Agrostemma githago*, a summer-flowering wild flower, with detached reddish-purple petals and long leafy sepals worked with wire and needle weaving.

The panel also contains a broad-bodied dragonfly, *Libellula quadrimaculata*, with detached gauzy wings and a padded leather abdomen, a shiny blue beetle and a tiny red ladybird, both with raised detached wings. The botanical name may be embroidered at the base of this specimen.

Design Area: 3" x 7"

Kit Fee: \$65

Kit Contents: instructions, project diagrams, photograph, tracing paper, ivory satin, quilters muslin, fabrics for applied and detached elements, Soie d'Alger silk threads, unusual rayon, silk and metallic threads, beads, leather and colored wires).

List of what student provides will be given after class registration.



The deadline for registration is August 15, 2022.

Name: _____ EGA #: _____

Address: _____

City: _____ State: _____ Zip: _____

email: _____ Phone: _____

Your kit fee is your **non-refundable** deposit.

You can pay either by check payable to Dallas Needlework & Textile Guild or DN&TG or

ZELLE \$65 to: dtng.treas@gmail.com

This form must be submitted to be registered for the class.

Mail to: Marty Anderson
4003 Rolling Knolls
Parker, TX, 75002

Joyce Houk's Costa's Hummingbird Workshop

Thread Painting Embroidery

May 19-20 and 23-24, 2022

If you are a “purple person,” you will love this tiny jewel perched on a bare branch with his brilliant signature throat aglow. It is stitched on Shantung silk using 37 colors of DMC floss. Students will easily create his exquisitely shaded feathers, using random long and short stitch. Other stitches used for the fine details are split, running, stem, straight, trailing and satin stitch.

Students will learn to use a technique taught at the Royal School of Needlework to readily see color changes. In addition, students will learn how “order of work” stitches helps to achieve the maximum realism. The comprehensive instructions have color photographs showing thread placement, and all stitch diagrams needed to complete this design are provided. With minimal experience in stitching random long and short stitch, the student can easily recreate this realistic design with the teacher's guidance, the written instructions and class structure.

**The deadline for registration is
March 15, 2022.**



Design Area: 10” x 12”

Kit Fee: \$111 (includes all materials)

Student Provides: 14” x 16” stretcher bars, 3 men's hankies to cover your work, 6” ruler, stand, lamp, and usual stitching supplies

Name: _____ **EGA #:** _____

Address: _____

City: _____ **State:** _____ **Zip:** _____

email: _____ **Phone:** _____

Your kit fee is your **non-refundable** deposit.

You can pay either by check payable to Dallas Needlework & Textile Guild or DN&TG or

ZELLE \$111 to: dtng.treas@gmail.com

This form must be submitted to be registered for the class.

Mail to: Marty Anderson
4003 Rolling Knolls
Parker, TX, 75002
email: martya48@swbell.net



January 19-23, 2022

I say over and over... Good things come to those who wait! We waited, and waited, and waited for ReTreat 29, and it could not have been a better time! There are just too many people to thank for the success of this treasured time, but I have to start with the ReTreat committee. The Chili Peppers definitely were sizzling hot in everything they did to make it a time to remember! Many thanks to Betty Dunn, Pat Lumpkin, Joy Read and Katherine Woodward! Amazing team! Amazing women!

And the desserts?!? I don't usually eat desserts but who could resist this year!!! Many, many thanks especially go to Katie Blackwell, Caroline Daigle and Pat Lumpkin for their sponsorships!!! Yummy!!!

And, Tanglewood Resorts!!! The world has changed over the last two years and my hats off to Tanglewood for doing everything in their power to make us comfortable, well-fed and happy!!!

And last but not least, THANK YOU, THANK YOU to our amazing group of needlework retailers who so graciously donated door prizes! We were completely overwhelmed and humbled by their amazing generosity! Just goes to show you how special it is to be a part of the stitching world!!!

Lisa Miller
ReTreat Chair



The Shreveport Rose Stitchery Guild is gearing up to "pass a good time" and welcome you to the "Boot" for the Krewe of Needle and Thread, the 2022 SCR Seminar. We will begin registration on June 1, 2021, in-person at 2021 SCR Seminar in Georgetown, TX and on-line at www.scr2022seminar.org

We have an amazing array of 13 fabulous classes along with a little "lagniappe" of two additional virtual classes to begin in the Summer of 2022. If you cannot make it to Shreveport, you can still register for the virtual classes and snag a little Seminar SWAG. Watch for all the details about these exciting classes and many more fun activities. We definitely plan to have the best party on the bayou, so plan to come stitch, eat, and join our *Krewe of Needle and Thread* in shouting, "Throw me something, Mister!"



Thank you to Our ReTreat Door Prize Donors

RETREAT 29'S FABULOUS FRIENDS!!!!

123 STITCH
3 STITCHES
CECILIA'S SAMPLERS
CINDY HAMBRICK (POOTIE BEADS)
EMBROIDERY CENTRAL (EMBROIDERY.COM)
FAMILY ARTS
FANCY STITCHES
FIRE POPPIES
HANDS ACROSS THE SEA SAMPLERS
HEIDI MEADE-RUEV FRAMING
HOBBY HOUSE NEEDLEWORKS
JT'S STITCHING CORNER
KAREN HAMMER FOR SASSY JACKS
LYNN'S OF MADISON
MERRIBEE NEEDLEARTS & CRAFTS
NEEDLEWERKES
NEEDLE ART ON CHARTS
NEEDLE IN A HAYSTACK
NEEDLECRAFT CORNER
NEEDLEPOINT THIS
PERSNICKETY STITCHERS
POCKET FULL OF STITCHES
RITA'S NEEDLEPOINT
SHEPHERD'S NEEDLE
SNUGGLY MONKEY
STITCH BY STITCH
STITCH NICHE
STITCHEN TIME
STITCHVILLE USA
TANGLEWOOD RESORTS
THE ATTIC
THE NEEDLE WORKS
THE NEEDLEPOINT CLUBHOUSE
THE QUARTER STITCH
THE SILVER NEEDLE
THE STITCHING STUDIO
THE WOOL AND THE FLOSS
THISTLE NEEDLEWORKS
TWISTED STITCHES
VICTORIAN ROSE
WILD BEADS

Recipes from the Soup Lunch

Judith McGraw's Broccoli Cheddar Soup

Two containers of Panara Bread's Broccoli Cheese Soup
 One head of Broccoli split into flowerets
 8 ounces of Sharp Cheddar Cheese, Shredded
 Add the broccoli and extra cheese to the soup. Heat and serve

Valorie Russell's Brownies

One Package Betty Crocker's Supreme Chocolate Chunk Brownie Mix, made as directed
 Add plain M&M's to the mix
 Bake as directed
 Note – you can add other things to the mix, such as nuts or other types of morsels.

EGA Virtual Lectures

Have you found the EGA Virtual Lectures yet? They are an amazing way to learn something new or about some different needlework technique.

Among topics discussed will be the history, the symbolism, the purpose, the practicality of how this embroidery has passed down through generations. Many of the embroidery techniques are passed down orally and by watching how it's done, with no written instructions or patterns to follow. Besides the beauty of the traditional embroidery, there is sadness, joy and triumph in many of these stories.

Here's how the Virtual Lecture Series process works

- Step 1:** During the registration period for a lecture, click the title of the lecture below to learn more and sign up.
- Step 2:** The list of all the members interested is randomized and the first 100 members will be sent an email indicating they are registered. The remaining members will be placed on a waiting list.
- Step 3:** Start getting ready for your virtual lecture by reading the [Participant Etiquette for the Virtual Lecture Series](#) and making sure your name on Zoom displays your first and last name. If you have issues, seek assistance as detailed in the welcome letter. *Tip: Find helpful Zoom documents by searching for Zoom in Document Downloads.*
- Step 4:** Receive Zoom invitation 48 hours before the lecture starts.
- Step 5:** Enjoy the virtual lecture!

Virtual Lecture: Conservation and Re-Creation in Textile Conservation with Candy Marang - Date: Sunday, March 13, 2022 1PM Eastern **Registration:** February 14-21, 2022 1PM Eastern

Virtual Lecture: Stitcherhood is Powerful: The Work of a Feminist Embroiderer and Historian with Harriet Alonso - Date: Sunday, April 10, 2022 1PM Eastern **Registration:** March 14-21, 2022 1PM Eastern

Virtual Lecture: The Garments of Salvation: exploring the world of Greek Orthodox liturgical vesture with Krista West Date: Sunday May 15, 2022 1PM Eastern **Registration:** April 11-18, 2022 1PM Eastern

Virtual Lecture 18: Ernest Thesiger and the hidden history of needlework by men with Dr. Joseph McBrinn - Date: Saturday, June 11, 2022 1PM Eastern **Registration:** May 16-23, 2022 1PM Eastern

Virtual Lecture: Elizabethan Embroidery And The Trevelyon Miscellany Of 1608 with Kathy Andrews - Date: Sunday, July 10, 2022 1PM Eastern **Registration:** June 13-20, 2022 1PM Eastern

Mary Alice Sinton Japanese Embroidery Workshop March 18-19, 2022

DN&TG is excited to announce Mary Alice Sinton will be coming to Dallas March 18-19, 2022 to teach a two-day Japanese Embroidery workshop. Bead Embroidery in the Japanese method incorporates silk embroidery techniques translated with beads rather than silk threads. The beads used are typically a wide variety Tri-cut, bugle and glass seed beads. Mary Alice will be offering five different projects for us to choose from since they all use the same technique.

The registration form is in this newsletter.

The deadline for registration is February 17, 2022.



Prickly Paisley
Eyeglass case or oval box
Beginner Level



What-A-Hoot Carrying Case
iPad or Kindle
Beginner Level

The lining fabric is a waterproof fabric. The backing fabric is made from a suede-cloth and trimmed with a golden waffle braid and constructed with a zipper closure. Finishing may be done commercially or by the individual.



Floral Fantasy Box
Advanced-Beginner Level



Paisley on Parade Box
Advanced-Beginner Level

Registration Form

Mary Alice Sinton Japanese Embroidery Workshops

DN&TG is excited to announce Mary Alice Sinton will be coming to Dallas March 18-19, 2022 to teach a two-day Japanese Embroidery workshop. Bead Embroidery in the Japanese method incorporates silk embroidery techniques translated with beads rather than silk threads. The beads used are typically a wide variety Tri-cut, bugle and glass seed beads. Mary Alice will be offering five different projects for us to choose from since they all use the same technique.

The registration form is in this newsletter. **The deadline for registration is February 17, 2022.**



Project	Fabric	Class	Kit Fee	Qty	Total
Prickly Paisleys – eyeglass/phone case	Paisley and Vine	Beginner	\$70		
Prickly Paisleys – oval box		Beginner	\$60		
What-A-Hoot Carrying Case – Kindle	Paisley Owl in blue or green (circle one)	Beginner	\$95		
What-A-Hoot Carrying Case – iPad		Beginner	\$120		
Floral Fantasy – Box	Peach & topaz Jacobean floral	Advanced Beginner	\$90		
Paisley on Parade	Paisley	Advanced Beginner	\$90		

Name: _____ EGA #: _____

Address: _____

City: _____ State: _____ Zip: _____

email: _____ Phone: _____

Your kit fee is your **non-refundable** deposit.
 You can pay either by check payable to Dallas Needlework & Textile Guild or DN&TG or
ZELLE to: dtng.treas@gmail.com

This form must be submitted to be registered for the class.

Mail to: Marty Anderson
 email: martya48@swbell.net

Upcoming EGA Online Classes

Queen Anne's Lace
with Katherine Diuguid
Registration:
February 2 - March 2, 2022



Hardanger Trio with Kim Beamish
Registration starts March 2



Kiss Me Under the Mistletoe with
Celeste Chalasani
Registration starts April 6.

More information on all of these classes can be
found on the EGA website under Online Classes
<https://egausa.org/online-courses/>



In **Sweet Bag Sewed of Silver and Gold** with **Melinda Sherbring** you will stitch an embroidered bag like the ones that were in style in England from the mid-1500s to the mid-1600s.

Lightening Rounds Registration Ends March 31st



On **Maharajah's Elephant** with **Mary long** you will work on a glitzy elephant, a Maharajah's fantasy creature.



In **Beginner's Hardanger**
with teacher **Marion Scoular** students will learn the basic techniques of Hardanger with the option of stitching in a solid color or experimenting with Watercolours.

In this course with teacher
Mona Hill you will stitch this
stunning **White Iris** using
white or cream Pearl Cotton
on matching 32-count
Belfast linen.



Cosmos with **Kim Sanders** introduces students to needle painting, one of the most realistic forms of surface embroidery. Using a range of tints and shades of a hue, the embroiderer captures the play of light on the subject to give depth and dimension.

Ways and Means Sharing. Learning. Giving.

DN&TG provides many opportunities to share our talents, learn from each other and give our time and our gifts to help make a positive impact on our community!

COMMUNITY OUTREACH

Minnie's Food Pantry – Book Drive

www.minniesfoodpantry.org

Minnie's Food Pantry was established to provide healthy meals and red-carpet treatment to those in need. In addition to providing meals, Minnie's is committed to the children it serves and literacy. DN&TG will be collecting book donations each month at our General Meetings.

ON-GOING DONATION REQUESTS

(Collected at General Meetings)

- Travel size toiletries: shampoo, lotion, soap, toothpaste, shower caps, etc.
- Eyeglasses

On Going Charity

The charity chosen for this year is Books for Children through Minnie' Pantry. Books will be collected at general meetings, ReTreat, and the Holiday Party.

RETAIL PROGRAMS

Please sign up for DN&TG reward money...

1.  Community Rewards - link your card to DN&TG by entering number **62238**
2.  use this link to set up your account to support DN&TG
<https://smile.amazon.com/ch/75-1528971>

As of May 2021, DN&TG has received **\$108.83** from Amazon for purchases made by DN&TG members on Amazon Smile.

“STITCH IN PUBLIC” DAY

February 5, 2022

Because of the forecast weather the Stitch In Public Day has been postponed.

Gail Berman
Ways and Means Chairman

EGA News

Our virtual **Semi-Annual Meeting** will again be happening virtually this year. The meeting will be recorded on Friday, March 4, 2022 and the video will be made available to members soon after that. You will hear an update from our leadership, issues will be addressed and questions from members will be answered.

The meeting video will be posted to the blog and also available on our **Annual Meetings page**, where you can currently revisit videos of our latest annual meetings. You will not be able to interact with the Board during the meeting, so please send all questions and issues you would like using the form below no later than **Friday, February 25, 2022**. An email with more meeting information will go out to members soon.

For more information see: <https://egausa.org/submit-questions-semi-annual-meeting-2022/>

Membership

New Members:

Your membership number will be sent to you directly from EGA. Please forward this number to judithmcgraw65@yahoo.com so that our records will show you are qualified to participate in all the FUN stuff offered through DN&TG!!!

All Members:

CHANGES! If ANY of your information changes, please remember to contact me at judithmcgraw65@yahoo.com to insure you receive the latest and greatest news from DN&TG. You must also contact Tonya Parks at EGA National, typarks@egausa.org or call 502-589-6956, to ensure you continue to receive your local, Region and National EGA communications and publications. IT IS YOUR RESPONSIBILITY TO MAKE THESE CHANGES TO RECEIVE ANY AND ALL COMMUNICATIONS FROM EGA.

Bring a Friend!

Your name will go in a drawing for each and every one of your friends that joins DN&TG during the year. What does that mean? You have a great chance to win a year's **FREE** membership!

Come to our General meetings!

Great friends, delicious refreshments and outstanding programs! And... just be attending, you may be the lucky one that receives a small prize. Service length pins are available at the membership "Welcome" table. Don't forget to wear your name tag.

Judy McGraw
Membership Chairman
judithmcgraw65@yahoo.com

Suggestions for the Good of the Guild

I am pleased to serve as your Member-at-Large. The Member-at-Large acts as a liaison between DN&TG members and the board. If you have any suggestions or concerns regarding DN&TG, please forward them to me. All issues will be respected, carefully considered, and will be brought before the board. You may remain anonymous if you choose or, if you have a matter of delicacy and feel more comfortable discussing it with me, my contact information is listed below for your convenience. Please feel free to call or email me. Our members are eager and prepared to help one another. Together we can grow and make DN&TG very special. Don't forget to share your positive experiences with the Guild, too.

A Nominating Committee was selected for 2022-2023.

The EGA SCR Mid-Year Meeting will be held Saturday, February 19, at 10:00 AM, at the Embassy Suites, Dallas Park Central, Dallas

Randy Engeran will teach a class on finishing techniques on February, 17.

The Annual DNTG Retreat was held at the Tanglewood Resort, Pottsboro, Texas, with about 60 ladies attending.

The Long-Range Planning Committee will start meeting to revise the DNTG By-Laws

Valorie Russell
Member-at-Large
valorierussell@yahoo.com



**Dallas Needlework and Textile Guild
Embroiderers' Guild of America (EGA) South Central Region (SCR)
Membership Form – 2022-2023**

<p>\$64 – DN&TG Primary</p> <p>_____ New EGA member</p> <p>_____ Renewing DN&TG member</p> <p>_____ EGA member / new DN&TG Primary</p>	<p>\$20 – Plural inside SCR / \$25 – Plural outside SCR</p> <p>_____ Plural Member</p> <p>Primary Chapter: _____</p>
---	---

Name: _____ **EGA #:** _____

Address: _____

City: _____ **State:** _____ **Zip:** _____

Phone: _____ (H) _____ (C) _____

email: _____

Birthday (Month and Day): _____ **Referred by:** _____

The EGA Bylaws state “No one may profit from membership in the chapter by sales, or solicitation of sales.”

By signing this I acknowledge this policy. _____

How long have you been stitching and what is your stitching passion? _____

Questions or Suggestions? _____

**Guests are welcome to attend three general meetings, sew days or satellite meetings
after which we invite you to become a dues-paying member!**

Dues are payable by May 1st of each year.

ZELLE to: dtng.treas@gmail.com

Please make your check payable to Dallas Needlework & Textile Guild or DN&TG

Mail to: Judy McGraw
9909 Basalt Lane
Denton, Texas 76207
email: judithmcgraw65@yahoo.com

Dallas Needlework & Textile Guild

c/o Jo Ann Jackson
6608 Garfield
Plano, TX 75023